

The Role of Economic Growth and Information Technology in Military Development

by Wilson Rajagukguk

Submission date: 18-Apr-2023 08:49AM (UTC+0700)

Submission ID: 2067843282

File name: fEconomicGrowthandInformationTechnologyinMilitaryDevelopment.pdf (942.41K)

Word count: 3212

Character count: 18172

The Role of Economic Growth and Information Technology in Military Development

Wilson Rajagukguk

Faculty of Economics and Business, Universitas Kristen Indonesia
Jakarta 13630, Indonesia
Email: wrajagukguk@yahoo.com; wilson.rajagukguk@uki.ac.id

John Tampil Purba,

9
6
Department of Management Faculty of Economics and Business
Universitas Pelita Harapan, Tangerang-15811, Indonesia
jpoerba88@gmail.com

Sidik Budiono

9
6
Department of Management Faculty of Economics and Business
Universitas Pelita Harapan, Tangerang-15811, Indonesia
sidik.budiono@uph.edu

Abstract

A number of study show that the relationship between economic growth, information technology, and military development is ambiguous. Some countries with good economic growth reduce their military budget. However, some more developed countries even increase their military budget. In addition, some less developed countries yet promote their military development. This study aims to examine the relationship between economic growth and information technology, such as internet and mobile phone subscription, with military development. The data used came from the World Development Data of the World Bank covering 260 countries in the world and employing panel data regression using the fixed effects model. The dependent variable is the military expenditure (current USD) and the independent variables are GDP (current US\$) and the number of mobile cellular subscriptions. The results of the study show that GDP and mobile cellular subscriptions have positive and significant associations with military expenditure. An increase of one US dollar in GDP is associated with an increase of US\$ 0.0109002 in military expenditure (current USD). Meanwhile, an increase of one unit of mobile cellular subscription is related with an increase of US\$ 38.28941 in military expenditure.

Keywords:

Economic Growth, Mobile Cellular Subscription, Military Development, Regression, Panel Data Fixed Effects

Introduction

The world's expenditure on military is dynamic, sometimes declines, sometime increases. In 2012, military expenditure declined to \$1,753 billion which was 2.5% of global gross domestic product (GDP). Meanwhile, in a number of regions, it increased in 1999 (Smith, R.P., 2011). Sementara itu di sejumlah region pada tahun 1999 (Smith, 2011). The decline in military expenditure happened for a long period after the Cold War. The world's military expenditure in total increased 2.1% and in monetary term reached \$780 billion. The increase in the world's military expenditure in 1999 was mainly caused by the increase in some countries, including the USA, France, Russia, and China (Smith, 2011).

It can be seen from Table 1 that between 2004 and 2019, the world's and region's military expenditure increased. In particular, in the Unites States the military expenditure increased till 2010 and then declined and increased again in 2018. Meanwhile, in Africa the military expenditure reached its peak in 2014 and in Asia and Oceania it continuously increased and in Europe tended to be stable. What were the causes of the variation in military expenditure across countries?

Table 1
World and Regional Military Expenditure (in constant 2018 billion US dollars) 2004-2019

Year	World total	Africa	Americas	Asia and Oceania	Europe
2004	1,385.9	22.6	708.3	242.0	309.8
2005	1,445.9	23.5	741.6	255.1	313.2
2006	1,488.3	25.5	753.9	270.2	318.0
2007	1,550.7	26.8	777.4	288.2	326.7
2008	1,640.9	31.5	834.2	305.8	335.9
2009	1,757.2	33.2	899.0	344.4	342.0
2010	1,793.5	35.5	924.0	352.5	335.8
2011	1,798.5	39.2	914.2	366.5	329.6
2012	1,782.6	40.4	868.3	380.9	331.5
2013	1,755.6	45.1	808.4	399.9	326.1
2014	1,749.6	46.4	764.5	422.8	328.3
2015	1,776.0	44.3	750.5	445.8	337.4
2016	1,784.8	43.3	747.0	467.3	351.5
2017	1,807.3	42.5	746.5	488.7	342.4
2018	1,854.8	41.0	768.3	506.9	348.1
2019	1,922.1	41.6	804.8	531.5	365.4

Source: SIPRI (2020) (Author's compilation).

A number of studies have been carried out to investigate the association between economic growth and military expenditure. Alptekin and Levine (2010), using a meta-analysis, reviewed two empirical studies with 169 estimates on the impacts of military spending on economic growth. They found a negative association between military spending and economic growth in the least developed countries and positive association in developed countries. Least developed countries were still struggling to promote its development in all sectors and military spending could reduce budget allocation to foster economic growth. Meanwhile, developed countries could advance its economic growth through military spending by better security in all aspects of development.

On the other hand, Pieron (2009) carried out a test about the relationship between military spending and economic growth using an economic growth model using the endogenous technology. It was found that there was a negative relationship between military spending and economic growth in countries with high military burden level. In this study, the association between economic growth and military expenditure was examined.

In addition, the use of communication and information technology (ICT) has increased remarkably in the last two decades. The use of ICT has affected many aspects of life and development including military development. Samosir (2016) studied the impacts of creative economy, where ICT was included as a part of creative economy, on economic growth in Asia. Further, Samosir et al (2020) studied the role of ICT in contraceptive discontinuation di Indonesia. Furthermore, Rajagukguk (2020) conducted a study on the impacts ICT on transportation industry and economic growth. The results of these studies confirmed the importance of ICT in development. The role of ICT in military spending was also investigated in this study.

Based on the above discussion, this study aims to analyze the association between economic growth and ICT with military spending. It was hypothesized that higher military spending is associated with higher ICT and economic growth.

2 **Data and Methods**

Data

The data used in this study came from the World Development Indicator of the World Bank (2020). These data were panel data from 82 countries in the world during 2009–2017. These 82 countries represented all continents and were selected based on the data availability. The dependent variable is military expenditure (current USD). The independent variables include time, GDP (current US\$), fixed broadband subscriptions, and mobile cellular subscriptions.

Methods

The data in this study were analyzed using univariate, bivariate, and multivariate analyses. With univariate analysis, descriptive statistics of variables in the model were presented. These include number of observations, mean, standard deviation, minimum, and maximum values. With bivariate

analysis, scatter diagrams between time, GDP (current US\$), fixed broadband subscriptions, and mobile cellular subscriptions and military were displayed.

With multivariate analysis, a panel data linear regression with generalized least square (GLS) random effects was employed (StataCorp. 2017; Rajagukguk, 2016).

Results

7 The descriptive statistics (number of observations, mean, standard deviation, minimum, and maximum values) of variables in the model were presented in Table 2. It can be seen that military expenditure (current USD) ranged from none to 11,5 billion, GDP (current USD) varied between 185 million and 1,310 billion, fixed broadband subscriptions ranged from none to 17 million, and mobile cellular subscriptions varied between 15,500 and 43,5 million.

4 Table 2
Variables, Number of Observations, Mean, Standard Deviation, Minimum, and Maximum

Variable	Obs	Mean	Std. Dev.	Min	Max
Military expenditure (current USD)	738	1.11e+09	2.01e+09	0	1.15E+10
GDP (current US\$)	738	7.89e+10	1.70e+11	1.85E+08	1.31E+12
Fixed broadband subscriptions	738	641,439	1,820,122	0	1.70E+07
Mobile cellular subscriptions	738	2.43e+07	4.54e+07	15,500	4.35E+08

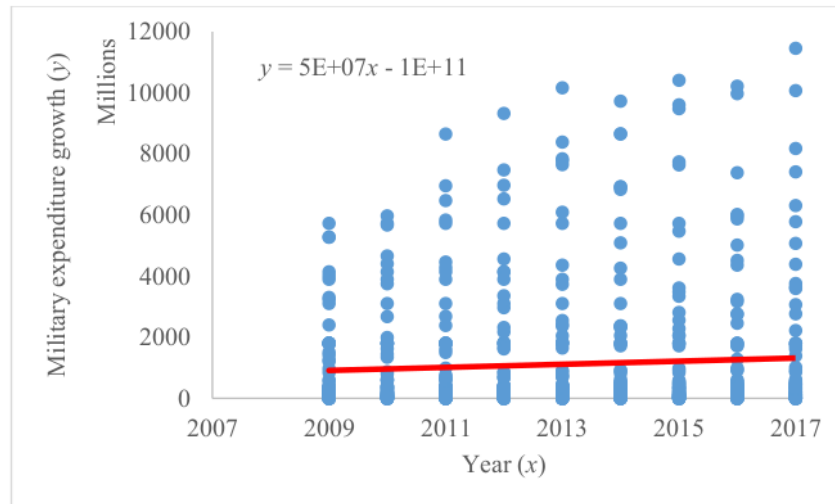
Source: World Bank (2020) (Author's compilation).

In Figure 1 the scatter diagram between time and military spending was presented. It can be seen that, on average, there was an increasing trend of military spending over time. There was an increase of 50,6 million (current US\$) in military spending annually.

In Figure 2 the scatter diagram between GDP (current US\$) and military spending was displayed. It can be seen that there was a positive association between GDP and military spending. On average, an increase of one US\$ in GDP was associated with an increase of 0.0085 US\$ in military spending.

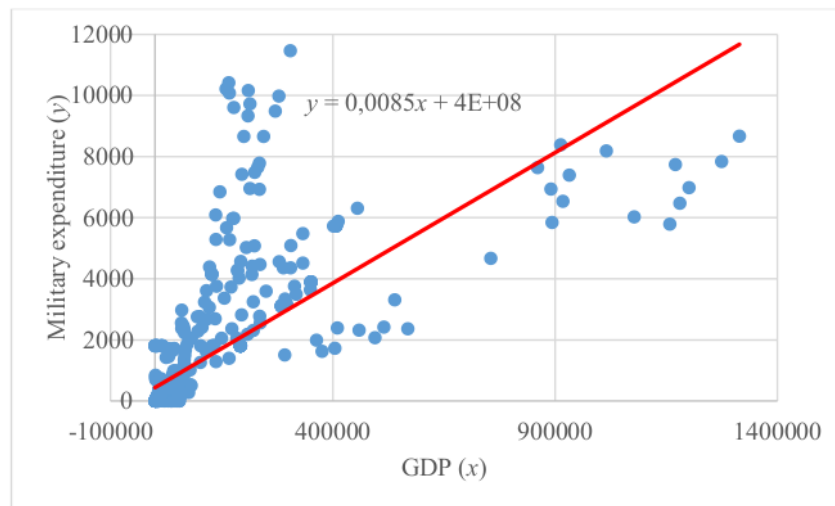
In Figure 3 the scatter diagram between fixed broadband subscriptions and military spending was shown. It can be seen that there was a direct relationship between fixed broadband subscriptions and military spending. On average, an increase of one unit fixed broadband subscriptions was associated with an increase of 678.11 US\$ in military spending.

In Figure 4 the scatter diagram between mobile cellular subscriptions and military spending was presented. It can be seen that there was a direct relationship between mobile cellular subscriptions and military spending. On average, an increase of a unit mobile cellular subscriptions was associated with an increase of 30,523 US\$ in military spending.



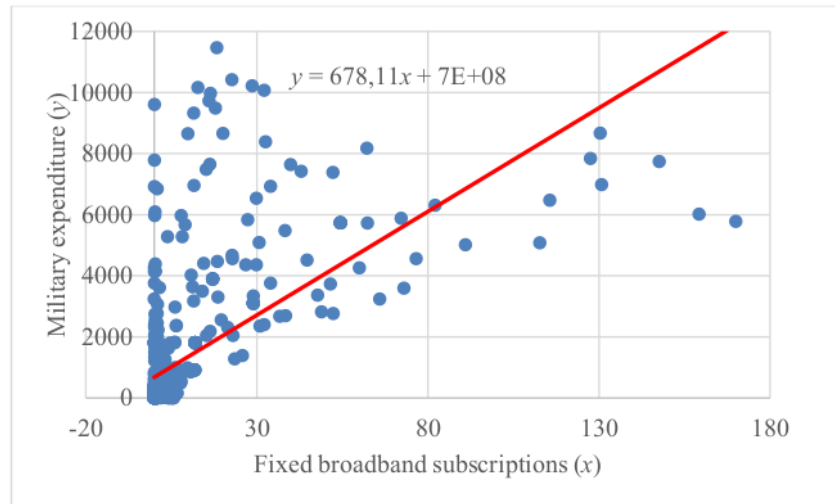
Source: World Bank (2020) (Author's compilation).

Figure 1
Military Expenditure Growth 2009-2017



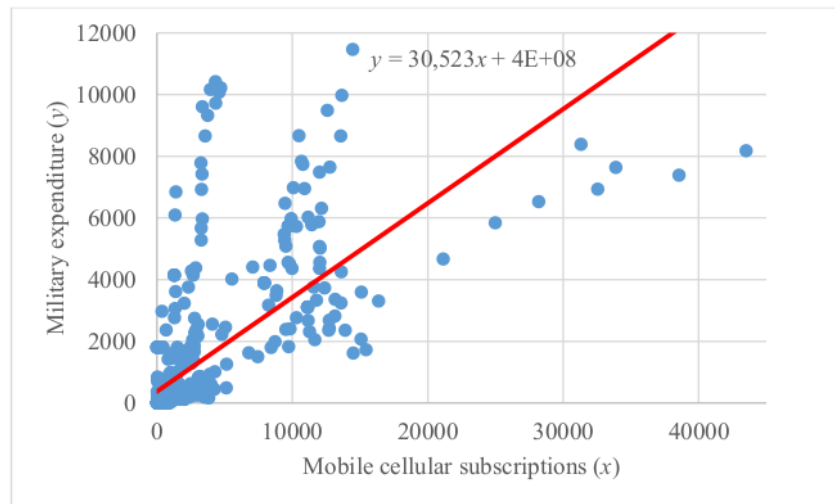
Source: World Bank (2020) (Author's compilation).

Figure 2
GDP(current million US\$) and Military Expenditure (current million US\$)



Source: World Bank (2020) (Author's compilation).

Figure 3
Fixed Broadband Subscriptions (hundred thousand) and Military Expenditure (current million US\$)



Source: World Bank (2020) (Author's compilation).

Figure 4
Mobile Cellular Subscriptions (ten thousand) and Military Expenditure (current million US\$)

The results of multivariate analysis of the effects of time, GDP, fixed broadband subscriptions, and mobile cellular subscriptions on military spending employing a panel data random effects linear regression with GLS are given in Table 3. These include the coefficients, standard error, z statistic, and $P > |z|$. It can be seen that all time, GDP, fixed broadband subscriptions, and mobile cellular subscriptions are all statistically and significantly associated with military spending.

Time is significant at the 0.001 significance level. Other things being the same, on average, an increase of one year in time will increase military spending by 23,600,000 current US\$. In this study, time was the third strongest factor of military spending.

GDP was significant at the less than the 0.001 significance level. After controlling for the effects of other factors, on average, an increase of one current USD in GDP will increase military spending by 0.004215 current US\$. In this study, time was the first strongest factor of military spending.

Fixed broadband subscriptions was significant at the 0.05 significance level. *Ceteris paribus*, on average, an increase of one unit in fixed broadband subscriptions will increase military spending by 65.91827 current US\$. In this study, the number of fixed broadband subscriptions was the fourth strongest factor of military spending.

Mobile cellular subscriptions was significant at the less than 0.001 significance level. Other things being the same, on average, an increase of one unit in mobile cellular subscriptions will increase military spending by 9.06366 current US\$. In this study, the number of mobile cellular subscriptions was the second strongest factor of military spending.

Table 3
Coefficients, Standard Error, z , $P > |z|$

Military expenditure (current USD)	Coefficients	Std. Err.	z	$P > z $
Constant	-4.69E+10	1.42E+10	3.31	0.001
Time	2.36E+07	7046269	3.34	0.001
GDP (current US\$)	0.004215	0.000492	8.57	0.000
Fixed broadband subscriptions	65.91827	32.14031	2.05	0.040
Mobile cellular subscriptions	9.06366	1.717383	5.28	0.000

Source: World Bank (2020) (Author's compilation).

Conclusions

Military spending can be influenced by several factors. The results from the panel data of 82 countries during 2009–2017 in this study show that time, GDP, and the number of fixed broadband and mobile cellular subscriptions are all positively associated with military spending significantly and statistically. However, further studies to find the total factor productivity to develop a nation and to improve human welfare should be carried out.

References

- Adirinekso, G.P., Purba, J. T., & Budiono, S. (2020). Measurement of Performance, Effort, Social Influence, Facilitation, Habit and Hedonic Motives toward Pay later Application Intention: Indonesia Evidence. *Proceedings of the International Conference on Industrial Engineering and Operations Management*. Harare, Zimbabwe: IEOM Society International.
- Adirinekso, G.P., Purba, J. T., Budiono, S., & Rajagukguk, W. (2020). *The Role of Price and Service Convenience on Jakarta's Consumer Purchase Decisions in Top 5 Marketplace Mediated by Consumer's Perceived Value*. Retrieved from <http://www.ieomsociety.org/detroit2020/papers/429.pdf>.
- Alptekin, A., Levine, P., 2012. Military expenditure and economic growth: A meta-analysis. *Eur. J. Polit. Econ.* <https://doi.org/10.1016/j.ejpoleco.2012.07.002>.
- Budiono, S., Purba, J. T., & Adirinekso, G.P. (2020). Robust Least Squares Estimation Model for Fighting Poverty in Indonesia Case. *Proceedings of the International Conference on Industrial Engineering and Operations Management*. Harare, Zimbabwe: IEOM Society International.
- Budiono, S., Purba, J. T., Rajagukguk, W., Samosir, P., & Adirinekso, G.P. (2020). Measurement Availability of Clean Water and Elementary Teachers towards Income of all Districts and Cities in Indonesia. Retrieved from <http://www.ieomsociety.org/detroit2020/papers/365.pdf>
- Budiono, Sidik, & Purba, J. (2020). Economic Growth through Educational Participation and Clean Water: The Case from 500 Districts and Cities in Indonesia. <https://doi.org/10.4108/eai.7-11-2019.2295252>
- Budiono, Sidik, & Purba, J. T. (2019). Data panel model solution in forecasting investments through energy electricity and government policy in Indonesia. *Proceedings of the International Conference on Industrial Engineering and Operations Management*.
- Perlo-Freeman, S., Sköns, E., Solmirano, C., Wilandh, H., 2016. Trends in World Military Expenditure, 2012. *Stock. Int. Peace Res. Inst.*
- Pieron, L., 2009. MILITARY EXPENDITURE AND ECONOMIC GROWTH. *Def. Peace Econ.* <https://doi.org/10.1080/10242690701589876>.
- Purba, J.T., Budiono, S., & Adirinekso, G.P. (2020). The Nation Readiness in Facing Industry 4.0 viewed from Clean Water and High School Teacher Availability toward GDP without Oil. *Proceedings of the International Conference on Industrial Engineering and Operations Management Harare, Zimbabwe*. Harare, Zimbabwe: IEOM Society International.
- Purba, J.T., Budiono, S., Rajagukguk, W., Samosir, P., & Adirinekso, G.P. (2020). E-Business Services Strategy with Financial Technology: Evidence from Indonesia. Retrieved from <http://www.ieomsociety.org/detroit2020/papers/363.pdf>
- Purba, John Tampil, & Budiono, S. (2019a). Availability of Electricity, Clean Water and Sanitation towards Economic Growth in Indonesia with 500 Regencies and Cities. *Proceedings of the International Conference on Industrial Engineering and Operations Management*, 657–662. Riyadh, Saudi Arabic: Industrial Engineering and Operations Management.
- Purba, John Tampil, & Budiono, S. (2019b). Fixed Effects Modeling: Strategi Pembangunan Sumber Daya Manusia dengan Ketercukupan Air Bersih di Indonesia. *Business Knowledge to Be Elevated: Advancing Disruptive Innovation*. Tangerang, Indonesia: Universitas Pelita Harapan.
- Rajagukguk, W., 2016. The impact of joining wto on indonesia's economy: Econometric modeling approach. *Actual Probl. Econ.* 176.

- Rajagukguk, W., 2020. What is the share of population to the agro-industrial economy? A measure of demographic dividend in Indonesia, in: E3S Web of Conferences. <https://doi.org/10.1051/e3sconf/202017513035>
- Rajagukguk, W., 2020. The Role of Information and Communication Technology in Transport Industry Development, in: IOP Conference Series: Materials Sciences and Engineering. IOP Publishing Ltd, Novosibirsk. <https://doi.org/https://doi.org/10.1088/1757-899X/918/1/012064>
- Rajagukguk, W., Samosir, P., Purba, J. T., Budiono, S., & Adirinekso, G. P. (2020). Dark Side of Economic Growth: A Case Study of the Relationship between Economic Growth and Suicide Mortality. *Proceedings of the 5th NA International Conference on Industrial Engineering and Operations Management Detroit, Michigan, USA, August 10 - 14, 2020*. Retrieved from <http://www.ieomsociety.org/detroit2020/papers/355.pdf>
- Samosir, O.B., Kiting, A.S., Aninditya, F., 2020. Role of Information and Communication Technology and Women's Empowerment in Contraceptive Discontinuation in Indonesia. *J. Prev. Med. Public Heal.* 53, 117–125. <https://doi.org/jpmph.19.300>
- Samosir, O.B., 2016. Creative economy impacts on economic growth in Asia. *Actual Probl. Econ.* SIPRI, 2020, Military Expenditure Database 2020, <https://www.sipri.org/databases/milex>
- Smith, R.P., 2011. military expenditure, in: *The New Palgrave Dictionary of Economics*. <https://doi.org/10.1057/9780230226203.3087>
- StataCorp. 2017, Stata Statistical Software: Release 15.
- World Bank, 2020, World Development Indicator. <https://databank.worldbank.org/source/world-development-indicators>.

Biographies

Wilson Rajagukguk currently works as the Vice Rector for Academic Affairs at the Universitas Kristen Indonesia, Jakarta, Indonesia. Dr. Wilson Rajagukguk held two Masters Degree,- in Demographic and Labor Economics, and Theology. He obtained his Ph.D. in Demographic Economics from the Universitas Indonesia. His research interests are in the field of demographic economic growth, religion economic, statistics, econometrics, and mathematics. Email: wrajagukguk@yahoo.com.

John Tampil Purba, obtained a degree Doctor (S3) majoring Management from De La Salle University Systems Manila, Philippines in 2002. Dr. Purba also has several certifications international competition in management information systems and technology, among others; MCP, MCSA, MCSE, MCSES, MCSAS, MCDL and MCT from Microsoft Technologies, USA and CSE from Cisco System USA. He is also Professional Membership of IEOM Society since last year 2019. He has a number of managerial experiences in the Service Industries more than 25 years. He is currently a senior lecturer at the Faculty of Economics and Business Pelita Harapan University, Karawaci Banten, Indonesia.

Sidik Budiono is currently serves as an Associate Professor in Economics at Department of Management Faculty of Economics and Business Pelita Harapan University, Lippo Karawaci Tangerang Banten. Dr. Budiono was graduated Bachelor of Economics from Department of Economics, Universitas Kristen Satya Wacana, Salatiga Central Java, Master and Doctor of Economics from Faculty of Business and Economics Universitas Indonesia, Jakarta. His research interests are in national, regional development, and international economics.

The Role of Economic Growth and Information Technology in Military Development

ORIGINALITY REPORT

13%

SIMILARITY INDEX

9%

INTERNET SOURCES

9%

PUBLICATIONS

9%

STUDENT PAPERS

PRIMARY SOURCES

1	Manuel Woschank, Patrick Dallasega, Bernd M. Zunk, Corina Pacher. "Strategic supplier selection: the importance of process formality in non-automated supplier selection decisions", Cogent Engineering, 2022 Publication	5%
2	www.e3s-conferences.org Internet Source	1%
3	Submitted to Far Eastern University Student Paper	1%
4	Submitted to Trinity College Dublin Student Paper	1%
5	link.springer.com Internet Source	1%
6	www.trijurnal.lemlit.trisakti.ac.id Internet Source	1%
7	www.researchgate.net Internet Source	1%

8	Submitted to University of Birmingham	1 %
Student Paper		
9	Harry Blutstein. "Chapter 3193 Globalization and World Trade Organization", Springer Science and Business Media LLC, 2022	1 %
Publication		
10	Submitted to University of East London	1 %
Student Paper		
11	Submitted to Birla Institute of Technology and Science Pilani	1 %
Student Paper		

Exclude quotes On

Exclude matches < 1%

Exclude bibliography On