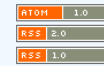


Cover Jurnal

The screenshot shows the homepage of the Asian Journal of Research in Infectious Diseases. The browser's address bar displays journalajrid.com/index.php/AJRID. The page features a dark blue header with navigation links: About, Archives, Indexing, Publication Charge, Submission, Testimonials, and Announcements. A search bar is located on the right side of the header. The main content area is divided into several sections: Mission (Publication of high quality, high impact, peer-reviewed research papers and books.), Helpful (We are available for any assistance 24X7.), Fast and Transparent (We process all manuscripts fast and transparently, without compromising the peer-review standard.), and Great Prices (High quality and lowest price are our USPs.). A large central image depicts a human profile with glowing green virus particles. To the right, a 'Journal Info' box provides details: Asian Journal of Research in Infectious Diseases (ISSN: 2582-3221) aims to publish high-quality papers in all aspects of 'Infectious Diseases'. The citation is: <https://scite.ai/journals/asian-journal-of-research-in-pngEW>. The Windows taskbar at the bottom shows the time as 10:51 AM on 2/27/2023.

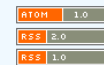
Indeks Jurnal

The screenshot shows the ICI Journals Master List page for the Asian Journal of Research in Infectious Diseases. The browser's address bar displays journals.indexcopernicus.com/search/details?id=66084. The page features a light blue header with navigation links: ICI World of Journals, ICI Journals Master List, ICI World of Papers, and Contact. A search bar is located on the right side of the header. The main content area is divided into several sections: Journal description (English title: Asian Journal of Research in Infectious Diseases, ISSN: 2582-3221 (online), GICID: n/d, DOI: 10.9734/AJRID, Website: <http://www.journalajrid.com/index.php/AJRID>, Publisher: n/d, Country: IN, Language of publication: n/d), Indexed in the ICI Journals Master List 2021 (ICV 2021: 93.76, Archival ratings >), MSHE points: n/d, and Please contact with: The editorial office of the journal (Comments, Requests, Information), Index Copernicus (Submissions, Questions, Suggestions). The Windows taskbar at the bottom shows the time as 10:51 AM on 2/27/2023.

[Make a Submission](#)
[Information](#)
[For Readers](#)
[For Authors](#)
[For Librarians](#)
[Current Issue](#)


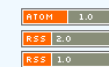
Activate Windows

Go to Settings to activate Windows.

[Make a Submission](#)
[Information](#)
[For Readers](#)
[For Authors](#)
[For Librarians](#)
[Current Issue](#)


Activate Windows

Go to Settings to activate Windows.



Activate Windows

Go to Settings to activate Windows.

[Author Guidelines](#)
[Submit Manuscript](#)
[Editorial Board Member](#)
[Membership](#)
[Subscription](#)
[Open Access](#)
[Original Research Article](#)

Inaccessibility to Healthcare Services amidst COVID-19 Pandemic: Threat to Universal Health Coverage among Sub-saharan African Countries

Sajanat O. Salinsile, Oyebola I. Badmus, Ibe P. Paul, OyeseGUN O. Oyerinde, Olanrewaju D. Eniade

Asian Journal of Research in Infectious Diseases, Volume 10, Issue 3, Page 1-11

DOI: 10.9734/ajrid/2022/v10i330289

Published: 2 July 2022

[Abstract](#) [View Article](#) [Full Article - PDF](#)
[Open Access](#)
[Original Research Article](#)

Adherence and Counselling on Antiretroviral Regimen: A Cross-sectional Study of Adults' Living with Human Immunodeficiency Virus at the Korle Bu Teaching Hospital

Miller, Marian Cudjoe

Asian Journal of Research in Infectious Diseases, Volume 10, Issue 3, Page 18-23

DOI: 10.9734/ajrid/2022/v10i330291

Published: 18 July 2022

[Open Access](#)
[Original Research Article](#)

Knowledge, Attitude, Practice and Concerns of the General Population in Age Group 18-45 years towards COVID-19 Vaccination – A Community-Based Survey in Chandigarh, India

Ruchi Vashisht, Ritin Mohindra, Vikas Suri, Navneet Arora, Sarthak Wadhwa, Umesh K. Dharmani, Roop Kishor Soni, Kirtan Rana

Asian Journal of Research in Infectious Diseases, Volume 10, Issue 3, Page 24-31

DOI: 10.9734/ajrid/2022/v10i330292

Published: 28 July 2022

[Abstract](#) [View Article](#) [Full Article - PDF](#)
[Open Access](#)
[Original Research Article](#)

The Influence of Community Behavior in Disposing of Garbage on the Spread of Malaria

St Fatimah Azzahra, Faradiba Faradiba

Asian Journal of Research in Infectious Diseases, Volume 10, Issue 3, Page 32-39

DOI: 10.9734/ajrid/2022/v10i330293

Published: 29 July 2022

[Abstract](#) [View Article](#) [Full Article - PDF](#)
[Open Access](#)
[Case Study](#)

Amazon and Brazilian Polyherbal Preparation for Treatment of Necrotizing Fasciitis

Ricardo de Souza Pereira, Nayana Mendes Monteiro

Asian Journal of Research in Infectious Diseases, Volume 10, Issue 3, Page 12-17

DOI: 10.9734/ajrid/2022/v10i330290

Published: 9 July 2022

[Abstract](#) [View Article](#) [Full Article - PDF](#)

Asian Journal of Research in Infectious Diseases

[About](#) - [Archives](#) [Indexing](#) [Publication Charge](#) [Submission](#) [Testimonials](#) [Announcements](#)

Search [Advanced Search](#)

Home / Editorial Team

Editorial Team

Chief Editor

Dr. Jamal Hussaini
 Associate Professor,
 Department of Medical Microbiology, Universiti Teknologi MARA, Malaysia
 Email: jamalh@salam.uitm.edu.my, jamalum2004@yahoo.com, jamalh@uitm.edu.my
 Profile Link: <https://i-ppform.uitm.edu.my/index.php/permanent-fellows>
[Short Biosketch](#)

Academic Editors

Dr. Jihad Adnani
 Department of Mathematics and Computer Science,
 Analysis Modeling and Simulation Laboratory,
 University Hassan II Casablanca, Morocco
 Email: adnanijihad@gmail.com
 Profile Link: NA
[Short Biosketch](#)

Dr. Roberto L. Mera y Sierra
 Professor,
 Centro de Investigación en Parasitología Regional (CIPaR),
 Facultad de Ciencias Veterinarias y Ambientales,
 Universidad Juan Agustín Maza Mendoza, Argentina
 Email: cipar.umaza@gmail.com
 Profile Link: <https://goo.gl/ycWCnd>

Dr. Shweta Sharma
 Department of Microbiology,
 Dr. Ram Manohar Lohia Hospital and PGIMER, New Delhi, India
 Email: drshwetamicro@gmail.com
 Profile Link: NA

Dr. Bobby Joseph
 Professor,
 Department of Community Health,
 St. John's Medical College, Bangalore, India
 Email: joseph.bobby@gmail.com, bjoseph@stjohns.in
 Profile Link: NA
[Short Biosketch](#)

Dr. Hetal Pandya
 Professor & Head,
 Department of General Medicine,
 Dr N D Deai Faculty of Medical Science & Research,
 Dharamsinh Desai University, Gujarat, India
 Email: drhetalpandya@gmail.com
 Profile Link: NA

Make a Submission

Information

For Readers
 For Authors
 For Librarians

Current Issue

ATOM 1.0

Make a Submission

Information

For Readers
 For Authors
 For Librarians

Current Issue

ATOM 1.0
 RSS 2.0
 RSS 1.0

Make a Submission

Information

For Readers
 For Authors
 For Librarians

Current Issue

ATOM 1.0
 RSS 2.0
 RSS 1.0

Dr. Win Myint Oo

Associate Professor,
Faculty of Medicine,
Sibu Clinical Campus, SEGi University, Malaysia
Email: winmyintoo@segi.edu.my, drwinuch@gmail.com
Profile Link: NA

Dr. Malina Osman

Associate Professor,
Department of Community Health,
Faculty of Medicine and Health Sciences, Universiti Putra Malaysia, Malaysia
Email: malinaosman@upm.edu.my, inasamani@gmail.com
Profile Link: <https://profile.upm.edu.my/malinaosman/professional.html>
Short Biosketch

Dr. Giuseppe Murdaca

Clinical Immunology Unit,
Department of Internal Medicine,
University of Genoa, Viale Benedetto XV, n. 6,
Genova 16132, Italy
EMAIL: 700212@unige.it , giuseppe.murdaca@unige.it
Profile link: NA

Dr. Bagiu Iulia-Cristina

Assistant professor,
Department of Microbiology,
Multidisciplinary Research Center on Antimicrobial Resistance,
"Victor Babes" University of Medicine and Pharmacy, Romania
Email: bagiuIulia@yahoo.com Bagiu.Iulia@umft.ro
Profile Link: <https://www.umft.ro/facultati/facultatea-de-medicina/departamentul-xiv-microbiologie/disciplina-microbiologie/>

Dr. Alexandr A Serhiyenko

Professor,
Department of Endocrinology,
Danylo Halytsky Lviv National Medical University, Ukraine
Email: serhiyenkoa@gmail.com
Profile Link: NA

Dr. Guadalupe García-Elorriaga

Mexican Institute of Social Security, Mexico
Email: gelorriaga@webtelmex.net.mx
Profile Link: NA

Prof. Hussein O.M. Al-Dahmoshi

Department Of Biology,
College Of Science, University Of Babylon, Iraq
Email: dr.dahmoshi83@gmail.com
Profile Link: NA

Dr. Nemat Khansari

Gandhi General Hotel Hospital, Tehran, Iran
Email: nkhansari928@gmail.com
Profile Link: NA

Prof. Alberto Rodríguez-Archilla

Department of Stomatology,
School of Dentistry, University of Granada, Spain
Email: alberodr@ugr.es
Profile Link: NA

[Make a Submission](#)**Information**

[For Readers](#)
[For Authors](#)
[For Librarians](#)

Current Issue

[ATOM 1.0](#)
[RSS 2.0](#)
[RSS 1.0](#)

Activate Windows
Go to Settings to activate Windows.

[Make a Submission](#)**Information**

[For Readers](#)
[For Authors](#)
[For Librarians](#)

Current Issue

[ATOM 1.0](#)
[RSS 2.0](#)
[RSS 1.0](#)

Information

[For Readers](#)
[For Authors](#)
[For Librarians](#)

Current Issue

[ATOM 1.0](#)
[RSS 2.0](#)
[RSS 1.0](#)

Dr. Halah Haitham Mohammed Ali Al Haideri

Assistant Professor,

Department of Biology,

College of Science for Women, University of Baghdad, Iraq

Email: hmalhaideri22@gmail.com , halahm_bio@scw.uobaghdad.edu.iq

Profile Link: NA

Prof. Teodoro Lara

Department of Mathematics,

University of the Andes, Trujillo, Venezuela

E-mail: tlara@ula.ve , teodorolara@cantv.net, teodorolara143@hotmail.com, teodorolara143@gmail.com

Profile Link: NA

Dr. Amany A. Arafa

Associate Professor,

Department of Microbiology and Immunology,

National Research Centre, Egypt

Email: dr.amanyahmed@yahoo.com, am.arafa@nrc.sci.eg

Profile Link: NA

Prof. Israa Faek Jaafar

Department of Dentistry and Physiology,

Al-esraa University College, Iraq

Email: youngdoctor2007@gmail.com

Profile Link: NA

Dr. Fitsum Bekele Tolossa

Assistant Professor,

Medical Laboratory Science, Wolkite University, Ethiopia

Email: fbt1019@yahoo.com

Profile Link: NA

Prof. Mohammad Shafee Mohammad Haneef

Department of community Medicine,

JIIU's Indian Institute of Medical Science and Research, Maharashtra, India

Email: mohdshafee2008@gmail.com

Profile Link: NA

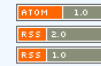
A complete list of Editorial Board Members will be published soon.

Make a Submission

Information

For Readers
For Authors
For Librarians

Current Issue

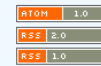


Make a Submission

Information

For Readers
For Authors
For Librarians

Current Issue



Activate Windows

Go to Settings to activate Windows.



The Influence of Community Behavior in Disposing of Garbage on the Spread of Malaria

St Fatimah Azzahra ^{a*} and Faradiba Faradiba ^b

^a Department of Chemistry Education, Universitas Kristen Indonesia, Jl. Mayjen Sutoyo No. 2, Cawang-Jakarta 13630, Indonesia.

^b Department of Physics Education, Universitas Kristen Indonesia, Jl. Mayjen Sutoyo No. 2, Cawang-Jakarta 13630, Indonesia.

Authors' contributions

This work was carried out in collaboration between both authors. Both authors read and approved the final manuscript.

Article Information

DOI: 10.9734/AJRID/2022/v10i330293

Open Peer Review History:

This journal follows the Advanced Open Peer Review policy. Identity of the Reviewers, Editor(s) and additional Reviewers, peer review comments, different versions of the manuscript, comments of the editors, etc are available here: <https://www.sdiarticle5.com/review-history/90335>

Original Research Article

Received 24 May 2022
Accepted 28 July 2022
Published 29 July 2022

ABSTRACT

The existence of garbage in everyday life can not be separated from human behavior that litters. Lack of public awareness in disposing of waste results in an unhealthy environment. An unhealthy environment triggers the emergence of various diseases, one of which is a disease caused by mosquito bites, namely malaria. Malaria is one of the most deadly diseases. This study aims to see how far the influence of community behavior in disposing of waste on the spread of malaria outbreaks. The data used in this study is data from the 2018 Village Potential data collection with 83,931 villages in Indonesia. The analytical method used is Ordinary Least Square (OLS). The results obtained in this study are people's behavior in disposing of waste has a significant effect on the spread of malaria. The better the behavior of the community in waste disposal and management, the lower the spread of malaria will occur. In addition, access to and utilization of health facilities and services is also important in the process of treating malaria. The results of this study also concluded that the farther the distance to health care facilities, the greater the risk of suffering from malaria. Government participation is needed to improve public health promotion.

Keywords: *Trash behavior; malaria; access to health facilities; health promotion.*

1. INTRODUCTION

Garbage is a complex problem caused by a lack of public understanding of the consequences that can be caused. In addition, the problem of waste in Indonesia is increasingly complicated due to an increase in population that is not accompanied by a harmony of knowledge about waste and also the lack of community participation in maintaining cleanliness and disposing of waste in its place [1,2].

This behavior does not recognize the level of education or social status. Lack of public awareness of the importance of cleanliness is the most dominant factor. In addition, the community's sensitivity to the environment is relatively less [3]. People don't know what dangers will happen if they can't take care of the surrounding environment [4,5].

The World Bank revealed that the amount of solid waste in the world's cities will continue to increase by 70% until 2025, from 1.3 billion tons to 2.2 billion tons per year [6]. The majority of the increase occurred in cities in developing countries. In Indonesia, the amount of solid waste produced nationally reaches 151,921 tons per day. This means that every Indonesian resident throws out an average of 0.85 kg of solid waste every day. World Bank data also states that of the total waste produced nationally, only 80% has been collected. Waste wasted pollutes the environment. The volume of waste in Indonesia is around 1 million cubic meters every day, but only 42% of it is transported and processed properly [4,7].

Disposal of garbage that is not handled properly will cause big problems. The accumulation of garbage or throwing it carelessly into open areas will result in soil pollution which will also have an impact on groundwater channels [8,9,10]. Likewise, burning garbage will cause air pollution, dumping garbage into rivers will result in water pollution, clogged drains and flooding [11,12].

In addition, environmental issues are often associated with waste, especially around cities. In practice, many take shortcuts to destroy waste. This phenomenon can be seen from the number of countries that burn waste, which is an alternative in waste disposal [13]. Meanwhile, the problem faced for this process is the cost of

burning is more expensive than the final disposal system (sanitary landfill) [14].

The problem of waste in Indonesia can be seen from the increasing number of waste generated by the community, the lack of landfills, breeding grounds and nests of insects and rats, sources of pollution and contamination of soil, water, and air, sources and habitats for germs that endanger health. [15,16]. In addition, direct contact with littered litter can also increase the risk of diseases transmitted by animals (such as rats and mosquitoes) [17]. Rats and mosquitoes are animals that have a habitat and "happy" with piles of garbage [18].

Increased waste will have a positive effect on the disease that will be caused. Diseases transmitted by mosquitoes include malaria and dengue fever. Malaria is a disease caused by the bite of the Anopheles mosquito [19]. In 2015, more than 210 million people contracted malaria in the world and 429,000 people were reported to have died from malaria. Indonesia holds the second highest ranking country (after India) in Southeast Asia for the highest number of malaria cases [20].

Malaria is closely related to housing sanitation that is not healthy and does not meet health requirements, thus bringing a person's risk of experiencing environmental-based diseases such as malaria [21]. The spread of malaria in South Bengkulu Regency, covers all mountainous areas and lowlands, malaria is most commonly found in coastal areas and inland areas [22].

The cause is the development of Anopheles mosquitoes as vectors of malaria in the vicinity of residential areas. The most preferred breeding places for Anopheles mosquitoes include ponds, river estuaries, and swamps. Piles of garbage and stagnant water can put a person at risk of experiencing dengue fever. Both malaria and dengue, if not treated immediately can cause various complications and even death.

There have been many studies analyzing malaria with other factors, such as climate, sanitation, settlements, etc. However, it is still limited to analyze the relationship between waste and the spread of malaria. This study aims to see how far the influence of community behavior in disposing of waste on the spread of malaria outbreaks.

2. DATA AND METHODOLOGY

The data used in this study is the result of the 2018 Village Potential (Podes) data collection, which describes the condition of the spread of malaria at the village level. The method used in this study is the Ordinary Least Square

(OLS) method. In this study, the independent variable used is the behavior of the community in disposing of waste. While the dependent variable in this study is the amount of malaria spread. The models that will be general formed in this research are:

$$\text{People Affected by Malaria Outbreaks} = \alpha + \beta_1 \text{Community Waste Disposal} + \beta_i X_i + \varepsilon$$

And the specific formed in this research are:

People Affected by Malaria Outbreaks

$$= \alpha + \beta_1 \text{Community Waste Disposal} + \beta_2 \text{Java island} + \beta_3 \text{Bali and nusa tenggara island} + \beta_4 \text{Kalimantan island} + \beta_5 \text{Sulawesi island} + \beta_6 \text{Maluku and papua island} + \beta_i X_i + \varepsilon$$

People Affected by Malaria Outbreaks

$$= \alpha + \beta_1 \text{Community Waste Disposal} + \beta_2 \text{health facility distance} + \beta_3 \text{easy of access} + \beta_i X_i + \varepsilon$$

3. RESULTS AND DISCUSSION

In this study, the regression results are shown in Table 1 to Table 5. The results of the data processing are done by adding several control variables to support the analysis process carried out. The addition of control variables to the model to determine the strength of the model, both in terms of direction and significance.

Table 1a. The Effect of Community Waste Disposal Behavior on Facilities Provided by the Government on the Number of People Affected by Malaria Outbreaks

r 709dk3	Coef.	Robust Std. Err.	t	P> t	[95% Conf. Interval]	
r504a1	-.0740077	.0150945	-4.90	0.000	-.1035929	-.0444226
_cons	.178617	.0090014	19.84	0.000	.16097423	.1962598

Table 1b. The Effect of Community Waste Disposal Behavior on Facilities Provided by the Government on the Number of People Who Died Due to Malaria Outbreaks

r 709dk4	Coef.	Robust Std. Err.	t	P> t	[95% Conf. Interval]	
r504a1	-.0011083	.000354	-3.13	0.002	-.0018021	-.0004144
_cons	.0018689	.0002471	7056	0.000	.0013845	.0023532

Information :

r709dk3 = Number of People Affected by Malaria Outbreaks

r709dk4 = Number of People Who Died Due to Malaria Outbreaks

r504a1 = Community Waste Disposal Behavior on Facilities Provided by the Government

Based on Table 1a and 1b, community waste disposal behavior has a significant effect on the spread of malaria. This result is seen in the coefficient of the resulting variable is negative. The better the behavior of the community in disposing of waste, it can reduce the spread of malaria. The good behavior of the community is represented by the behavior of the community in disposing of waste in facilities that have been provided by the government. Facilities that have been provided by the government will usually be transported using vehicles, and disposed of in landfills located far from settlements. Various forms of community waste disposal patterns such as throwing in places that should not be and burning garbage. However, not a few people also dispose of their garbage by

regularly transporting the garbage, assisted by cleaning staff to the final waste disposal site. It can be seen that households disposing of waste and then transporting it provide good results for the spread of the malaria epidemic. This behavior reduces the spread of malaria, both the number of sufferers and the number of sufferers who die from the outbreak.

To deal with the waste problem as a whole, it is necessary to do alternative management. There are three assumptions in waste management that must be replaced with new principles. Disposed waste must be segregated, so that each part can be composted or recycled optimally, rather than being dumped into the current mixed waste disposal system [23]. The industrial sector must redesign their products to facilitate the process of recycling these products.

Table 2a. The Influence of Community Waste Disposal Behavior on Facilities Provided by the Government on the Spread of Malaria Outbreaks by Island

r 709dk3	Coef.	Robust Std. Err.	t	P> t	[95% Conf. Interval]	
r504a1	-.0448537	.0157661	-2.84	0.004	-.0757552	-.0139523
pulau						-.0870934
2	-.1121469	.0127825	-8.77	0.000	-.1372005	
3	.5211065	.0682626	7.63	0.000	.3873124	.6549006
4	-.018601	.0250734	-0.74	0.458	-.0677447	.0305427
5	.0688008	.027589	2.49	0.013	-.0147266	.122875
6	.0700562	.0282884	2.48	0.013	-.0146111	.1255012
_cons	.1577235	.0118398	13.32	0.000	.1345176	.1809293

Table 2b. The Effect of Community Waste Disposal Behavior on Facilities Provided by the Government on the Number of People Who Died Due to Malaria Outbreaks by Island

r 709dk3	Coef.	Robust Std. Err.	t	P> t	[95% Conf. Interval]	
r504a1	-.0007965	.0003611	-2.021	0.027	-.0015043	-.000089
pulau						-.0001236
2	-.0006736	.0004067	-1.66	0.098	-.0014707	
3	.0024042	.0013937	1.73	0.085	-.0003275	.0051359
4	.000645	.0008555	0.75	0.451	-.0010317	.0023217
5	-.0003208	.0005443	-0.59	0.556	-.0013876	.0007459
6	.0018536	.0008803	2.11	0.035	.0001281	.003579
_cons	.1577235	.0003424	4.71	0.000	.0009428	.002285

Information :

r709dk3 = Number of People Affected by Malaria Outbreaks

r709dk4 = Number of People Who Died Due to Malaria Outbreaks

r504a1 = Community Waste Disposal Behavior on Facilities Provided by the Government

pulau 2 = Java

pulau 3 = Bali dan Nusa Tenggara

pulau 4 = Kalimantan

pulau 5 = Sulawesi

pulau 6 = Maluku dan Papua

When compared regionally, where the island of Sumatra is the basis, then the island of Java has a significantly lower influence. This is because Java is the center of the economy and government, so this will have a positive impact on other aspects, including health. The islands of Nusa Tenggara and Bali, as well as the islands of Maluku and Papua, have a significantly higher influence than the islands of Sumatra. Islands that are still full of trees tend to have a big impact. This is due to the malaria breeding

process which tends to be faster in areas with high humidity.

The trend of positive cases of malaria and the number of malaria sufferers (Annual Parasite Incidence/API) shows a high concentration of malaria endemic districts or cities in Eastern Indonesia [24]. Based on data from the Ministry of Health, around 86% of malaria cases occurred in Papua Province with a total of 216,380 cases in 2019 [25,26]. Then, followed by East Nusa

Tenggara Province with 12,909 cases and West Papua Province with 7,079 cases [27]. However, there are still high endemic areas in central Indonesia, precisely in North Penajaman Paser Regency, East Kalimantan Province [28].

Meanwhile, there are about 300 districts and cities (58%) that have entered the elimination category, or about 208.1 million people (77.7%) live in malaria-free areas. Several provinces in Indonesia, 100% of their territory was successfully included in the elimination category, namely DKI Jakarta, East Java, and Bali [29,30].

The highest malaria cases in 2021 are still concentrated in eastern Indonesia. Papua is the province with the highest malaria cases in the country, reaching 86,022 cases to date. The proportion of malaria cases that occurred in the province reached 90.9% of the total [31]. Then, followed by East Nusa Tenggara with malaria cases reaching 2,393 cases (2.5%). After that, there was West Papua with 1,841 cases of malaria (1.94%) [31].

Meanwhile, Bengkulu, Banten, and DI Yogyakarta are the provinces with the lowest malaria cases. Currently Bengkulu is a province free from malaria cases. Then, in Banten there was only 1 case of malaria (0.001%), and in DI

Yogyakarta there were only 4 cases of malaria (0.004%).

The weather factor is one of the main causes of the spread of malaria in the eastern region [32], such as in Mimika, Papua. Weather in Mimika is difficult to predict, even by the Meteorology, Climatology and Geophysics Agency (BMKG) in the region. Even though the rainy season is expected to last several months, sometimes intense heat can overwhelm Mimika [33]. This makes people's bodies more susceptible to malaria.

Symptoms of malaria, which are similar to symptoms of mild illness, also make it difficult for people in high endemic areas to identify that they are infected with malaria, so medical treatment takes a long time. In addition, the difficulty of identification also makes the source of the cause of infection too late to be handled and transmission to many people already occurs; such as water reservoirs that have become nests of parasite-carrying mosquitoes and are still used for consumption. People who have been infected and recovered are also easily re-infected with malaria due to not taking precautions. Then, community settlements themselves are also still prone to being surrounded by mosquito nests because there are lots of puddles when the rainfall is high, coupled with an unsanitary environment.

Table 3a. The Effect of Distance to Health Centers and Ease of Access on the Spread of Malaria Outbreaks

r 709dk3	Coef.	Robust Std. Err.	t	P> t	[95% Conf. Interval]	
r504a1	-. 05871224	.016035	-3.56	0.000	-.0885509	-.0256939
r704dk3	-. 0008553	.0004375	1.95	0.051	-2.25e-06	-.0017129
r704dk4	-. 0137006	.0107653	1.27	0.203	-.0073994	-.0348005
_cons	.1319966	.0210881	6.26	0.000	.0906641	.173329

Table 3b. The Effect of Distance to Health Centers and Ease of Access on the Number of Malaria Patients Who Died

r 709dk3	Coef.	Robust Std. Err.	t	P> t	[95% Conf. Interval]	
r504a1	-. 0009727	.0003851	-2.53	0.012	-.0017276	-.0002179
r704dk3	. 0000294	.000014	2.10	0.035	2.02e-06	.0000567
r704dk4	-. 0002875	.000297	-0.97	0.333	-.0008696	.0002945
_cons	.0019141	.0005996	3.19	0.001	.000739	.0030893

Information :

r709dk3 = Number of People Affected by Malaria Outbreaks

r709dk4 = Number of People Who Died Due to Malaria Outbreaks

r504a1 = Community Waste Disposal Behavior on Facilities Provided by the Government

r704dk3 = Distance to Health Centers

r704dk4 = Ease of Access

If you look at the condition of health facilities, especially health centers, the distance from the village to the puskesmas has a positive impact on the spread of malaria. The farther the village is from the health facilities, in this case the puskesmas, the worse the spread of malaria in an area will be. Besides, if you look at the ease of access to reach, the more difficult the access will worsen the spread of malaria. Access and quality of health services, which are used as intermediate results, greatly affect the achievement of final results in the

implementation of development in the health sector.

The farther the distance to health care facilities, the greater the risk of suffering from malaria. There are various reasons why people do not go to the facilities provided by the government because the clinic's opening hours are not in accordance with the community's free time, long queues that waste time, distance from home or expensive transportation costs, perceptions of service quality, including the availability of drugs, and so on. other.

Table 4a. The Effect of Distance to Auxiliary Health Centers and Ease of Access on the Spread of Malaria Outbreaks

r 709dk3	Coef.	Robust Std. Err.	t	P> t	[95% Conf. Interval]	
r504a1	-. 0726834	.0150925	-4.82	0.000	-.1022646	-.0431023
r704ek3	. 0009068	.0004341	2.09	0.037	.0000559	.0017576
r704ek4	-. 0048	.0080334	-0.60	0.550	-.0205454	.0109454
_cons	.1785465	.0138884	12.86	0.000	.1513253	.2057676

Table 4b. The Effect of Distance to Auxiliary Health Center and Ease of Access on the Number of Malaria Patients Who Died

r 709dk4	Coef.	Robust Std. Err.	t	P> t	[95% Conf. Interval]	
r504a1	-. 0010537	.0003491	-3.02	0.003	-.0017379	-.0003696
r704ek3	. 0000238	.0000195	1.22	0.222	-.0000144	.0000621
r704ek4	-. 0000282	.0002055	-0.14	0.891	-.000431	.0003746
_cons	.0017232	.0003468	4.97	0.000	.0010435	.0024029

Information :

r709dk3 = Number of People Affected by Malaria Outbreaks

r709dk4 = Number of People Who Died Due to Malaria Outbreaks

r504a1 = Community Waste Disposal Behavior on Facilities Provided by the Government

r704ek3 = Distance to Auxiliary Health Center

r704ek4 = Ease of Access

Table 5a. The Effect of Distance to Polyclinics/Medicine Centers and Ease of Access on the Spread of Malaria Outbreaks

r 709dk3	Coef.	Robust Std. Err.	t	P> t	[95% Conf. Interval]	
r504a1	-. 0354717	.0176715	-2.01	0.045	-.0701077	-.0008356
r704fk3	. 0014616	.0003906	3.74	0.000	.000696	.0022273
r704fk4	. 0108704	.0111066	0.98	0.328	-.0108985	.0326393
_cons	.1053725	.0206638	5.10	0.000	.0648716	.1458734

Table 5b. The Effect of Distance to Polyclinic/Medicine Center and Ease of Access on the Number of Malaria Patients Who Died

r 709dk4	Coef.	Robust Std. Err.	t	P> t	[95% Conf. Interval]	
r504a1	-. 0005929	.0004224	-4.82	0.160	-.0014207	-.0002349
r704fk3	. 0000231	9.41e-06	2.45	0.014	4.64e-06	.0000415
r704fk4	. 0000668	.0002721	0.25	0.806	-.0004665	.0006001
_cons	.0009582	.0005421	1.77	0.077	.0001042	.0020207

Information :

r709dk3 = Number of People Affected by Malaria Outbreaks

r709dk4 = Number of People Who Died Due to Malaria Outbreaks

r504a1 = Community Waste Disposal Behavior on Facilities Provided by the Government

r704fk3 = Distance to Polyclinic/Medicine Center

r704fk4 = Ease of Access

In the case of malaria transmission, delaying the time to get the right treatment can result in an increase in the number of new sufferers because (old) malaria sufferers can become a source of transmission. This delay became a critical time in the spread of malaria. The Plasmodium gametocyte stage in the patient's body will be sucked in by the vector mosquito and undergo a development process until the appearance of sporozoites in the mosquito's salivary glands and ready to be transmitted when biting [22]. As a comparison, several studies of treatment seeking behavior of dengue fever sufferers (treatment seeking behavior) provide an illustration that, in general, at first, patients will treat themselves or go to the puskesmas or general practitioner.

Public health services in principle prioritize promotive and preventive health services. Promotive services are efforts to improve public health in a better direction and preventive ones prevent people from falling ill in order to avoid disease. Therefore, public health services are not only focused on treating individuals who are sick, but what is more important are prevention (preventive) and health promotion (promotional) efforts. The form of health services is not only Puskesmas or Community Health Centers, but also other forms of activity, either directly to improving health and preventing disease, or indirectly affecting health improvement. The forms of health services include Posyandu, health funds, polindes (village polyclinics), village medicine posts (POD), community development or community development, environmental sanitation improvements, income generating efforts and so on.

4. CONCLUSION

Community behavior in disposing of waste has a significant effect on the spread of malaria. The better the behavior of the community in waste disposal and management, the lower the spread of malaria will occur. In addition, access to and utilization of health facilities and services is also important in the process of treating malaria. In addition, the results of this study concluded that the farther the distance to health care facilities, the greater the risk of suffering from malaria. The results of this study confirm that the behavior of the community in disposing of waste and the condition of the area greatly affect the spread of malaria. Government participation is needed to improve public health promotion. In future research, it is expected to accommodate data at

the household level so that the results are more representative.

CONSENT AND ETHICAL APPROVAL

It is not applicable.

COMPETING INTERESTS

Authors have declared that no competing interests exist.

REFERENCES

1. Mahyudin RP. Study of waste management issues and environmental impacts in TPA (Final processing Sites) Jukung. *Environ Technol.* 2017;3(1).
2. Pushch R. Waste disposal in rock. Newnes; 2013.
3. Suryati T. Wise and intelligent in managing waste. Agromedia; 2009.
4. Purwana ER. Factors influencing community behavior in disposing of garbage in the high basin of Karang anyar Pagesangan Timur Mataram environment. *J Anal Biosci.* 2019;2(2):181-90.
5. Fauziyah N, Sukaris S, Rahim AR, Jumadi R. 'Increasing Public Concern for the Environment, Especially in Waste Problems,' dedication MU J. *Community Serv.* 2020;2(4):561-5.
6. Sudrajat HR. Managing municipal waste. *Self-Help Commerce*; 2006.
7. Kristina HJ. A conceptual model for measuring the adaptability of waste banks in Indonesia. *J@ti Undip J Tek Ind.* 2014;9(1):19-28.
8. Damanhuri E, Padmi T. Waste management. *Diktat TL Lect.* 2010;3104:5-10.
9. Azzahra SF, Faradiba F. 'Impact of Soil Pollution on Increasing Temperature in Indonesia,' *Asian J. Adv. Res Rep.* 2021;15(7):43-9.
10. Hasibuan R. Analysis of the impact of household waste/garbage on environmental pollution. *J Ilm Advocacy.* 2016;4(1):42-52.
11. Indrawati D. 'Efforts to control river pollution caused by garbage,' *Indonesia. J Urban Environ Technol.* 2011;5(6):185-92.
12. Naryono E, Soemarno S. Design of a system of sorting, drying and burning household organic waste. *Indonesian Green Technol J.* 2013;2(1):27-36.

13. TP. Ps, Handling and processing of waste. Group Self-Help Spreader; 2008.
14. Nur MNI. Waste damages the environment.
15. Wahyono S. Management of paper waste in Indonesia. *J. Teknol. Lingkung.* 2011;2(3).
16. Malmros P, Sigsgaard T, Bach B. Occupational health problems due to garbage sorting. *Waste Manag Res.* 1992; 10(3):227-34.
17. Sholichah Z. Rat free house. *Balaba J Ritbang Controller Banjarnegara Anim Source Dis.* 2008;29.
18. Musrifah M. The relationship between organic waste generation and the number of parasitic worms in rats at Dr. Hospital. *Kariadai Semarang. Diponegoro University;* 2005.
19. Cowman AF, Healer J, Marapana D, Marsh K. *Malaria: Biology and disease. Cell.* 2016;167(3):610-24. DOI: 10.1016/j.cell.2016.07.055, PMID 27768886.
20. WH. Organization, World malaria report 2015. World Health Organization; 2016.
21. Sutarto STT. Environmental factors, behavior and malaria disease. *Agromedicine UNILA.* 2017;4(1):173-84.
22. Handayani L, Pebrorizal S. 'Risk factors for transmission of vivak malaria,' *Ber. Doct Masy.* 2008;24(1):38-43.
23. Kahfi A. Overview of waste management. *Jurisprud Jur Law Sci Fac Sharia Law.* 2017;4(1):12-25.
24. Mau F. The relationship between rainfall and temperature with malaria in southwest Sumba Regency, East Nusa Tenggara Province, Indonesia. *Boll Res Health.* 2018;46(2):129-34.
25. Kenangalem E, Poespoprodjo JR, Douglas NM, Burdam FH, Gdeumana K, Chalfein F, et al. Malaria morbidity and mortality following the introduction of a universal policy of artemisinin-based treatment for malaria in Papua, Indonesia: A longitudinal surveillance study. *PLOS Med.* 2019; 16(5):e1002815. DOI: 10.1371/journal.pmed.1002815, PMID 31167228.
26. Dini S, Douglas NM, Poespoprodjo JR, Kenangalem E, Sugiarto P, Plumb ID, et al. The risk of morbidity and mortality following recurrent malaria in Papua, Indonesia: a retrospective cohort study. *BMC Med.* 2020;18(1):28. DOI: 10.1186/s12916-020-1497-0, PMID 32075649.
27. Hananta L, Astuti I, Sadewa AH, Alice J, Hutagalung J, Mustofa. The prevalence of CYP2B6 gene polymorphisms in malaria-endemic population of Timor in East Nusa Tenggara Indonesia. *Osong Public Heal Res Perspect.* 2018;9(4):192-6. DOI: 10.24171/j.phrp.2018.9.4.08, PMID 30159225.
28. Waris L, Suryatinah Y. Knowledge, attitudes and behavior of the community towards malaria in Kekayap village, Nunukan regency, East Kalimantan Province. *J Buski.* 2012;4(1):21431.
29. Roosiermatie B, Rukmini R. Analysis of malaria elimination policy implementation in Bali Province. *Boll Res Sis Health.* 2012; 15(2):21338.
30. Mayasari R, Andriyani D, Sitorus H. Risk factors associated with the incidence of malaria in Indonesia (continued analysis of Riskesdas 2013); 2016.
31. Hastuty HSB, Setyowati DW. Spatial distribution of malaria patients in east Sentani district, Jayapura regency. *Sebatik.* 2021;25(1):68-73.
32. Faradiba F. The effect of rainfall on the spread of malaria in Indonesia. *Int J Community Med Public Health.* 2021; 8(3):1146-50. DOI: 10.18203/2394-6040.ijcmph20210795.
33. Suwito S, Hadi UK, Sigit SH, Sukowati S. Climate relationship, Anopheles mosquito density and incidence of malaria. *J Entomol Indones.* 2010;7(1):42.

© 2022 Azzahra et al.; This is an Open Access article distributed under the terms of the Creative Commons Attribution License (<http://creativecommons.org/licenses/by/4.0>), which permits unrestricted use, distribution, and reproduction in any medium, provided the original work is properly cited.

Peer-review history:
 The peer review history for this paper can be accessed here:
<https://www.sdiarticle5.com/review-history/90335>