

Appendix I

ACTION PLAN OF CYCLE I

GRADE	: II
CLASS	: II-B
TOPIC	: CLOTHES, FRUITS AND VEGETABLES
SKILL	: VOCABULARY
TIME	: 70 MINUTES
SCHOOL	: SD STELLA MARIS
TEACHER	: TRISIANA HARIANJA

I. COMPETENCY STANDART

To understand clothes, fruits and vegetables vocabulary.

II. BASIC COMPETENCY

Recognising and understanding the target vocabulary.

III. INDICATORS

1. The students are able to circle the correct word.
2. The students are able to match the words they hear.
3. The students are able to choose the pictures that match description they hear.

IV. LEARNING TEACHING ACTIVITIES

A. Opening Activities

1. Greetings

Teacher greets the students.

Example : “Good morning!” and How are you?”

2. Sozializing

Teacher asks to the students about their condition and checks students' attendance.

Example : “How are you, Sarah?” ... Are you fine, Nicho?”

3. Warming Up

Teacher warms up the students and leads them to the topic discussed:

“Are you ready to start our material?”

“What are your favourite fruits and vegetables?”

B. Main Activities.

1. Exploration

- Teacher asks the students to watch the *YouTube* Video Clips.
- Teacher asks the students to repeat the words they hear.
- Teacher asks the students to sing song from the *YouTube* Video Clips
- Teacher asks the students to mention the the target vocabulary.

2. Elaboration

- Teacher gives post-test cycle 1 to the students after they watch the *YouTube* Video Clips.
- Teacher ask the students to do the post-test given.
- Teacher evaluates the students' answer and corrects them.
- Teacher asks the students collect their *YouTube* Video Clips.

3. Confirmation

- Teacher does reflection during learning activities.

C. Closing Activities.

Teacher says goodbye to all the students and thanks for their attention.

V. TEACHING AIDS AND SOURCE OF MATERIAL

A. Teaching aids : laptop, books, whiteboard and marker.

B. Source of material :

Start With English B (Pupil's Book and Workbook)

Approved by,

Serpong, July 9th, 2012

Lanny Maria

Trisiana Harianja

The Principle

English Teacher

Appendix II

ACTION PLAN OF CYCLE 2

GRADE	: II
CLASS	: II-B
TOPIC	: CLOTHES, FRUITS AND VEGETABLES
SKILL	: VOCABULARY
TIME	: 70 MINUTES
SCHOOL	: SD STELLA MARIS
TEACHER	: TRISIANA HARIANJA

I. COMPETENCY STANDART

To understand clothes, fruits and vegetables vocabulary.

II. BASIC COMPETENCY

Recognising and understanding the target vocabulary.

III. INDICATORS

4. The students are able to circle the correct word.
5. The students are able to match the words they hear.
6. The students are able to choose the pictures that match description they hear.

IV. LEARNING TEACHING ACTIVITIES

A. Opening Activities

1. Greetings

Teacher greets the students.

Example : “Good morning!” and How are you?”

2. Sozializing

Teacher asks to the students about their condition and checks students' attendance.

Example : "How are you, Sarah?" ... Are you fine, Nicho?"

3. Warming Up

Teacher warms up the students and leads them to the topic discussed:

"Are you ready to start our material?"

"What are your favourite fruits and vegetables?"

B. Main Activities.

1. Exploration

- Teacher asks the students to watch the *YouTube* Video Clips.
- Teacher asks the students to repeat the words they hear.
- Teacher asks the students to sing song from the *YouTube* Video Clips
- Teacher asks the students to mention the the target vocabulary.

2. Elaboration

- Teacher gives post-test cycle 1 to the students after they watch the *YouTube* Video Clips.
- Teacher ask the students to do the post-test given.
- Teacher evaluates the students' answer and corrects them.
- Teacher asks the students collect their *YouTube* Video Clips.

3. Confirmation

- Teacher does reflection during learning activities.

4. Closing Activities.

- Teacher says goodbye to all the students and thanks for their attention.

V. TEACHING AIDS AND SOURCE OF MATERIAL

- A. Teaching aids : laptop, books, whiteboard and marker.
- B. Source of material :

Start With English B (Pupil's Book and Workbook)

Approved by,

Serpong, July 9th, 2012

Lanny Maria
The Principle

Trisiana Harianja
English Teacher

Appendix III : The Score of the Pre-Test

No	Name	Score	
		Clothes	Fruits and Vegetables
1	R1	1,53	9,00
2	R2	7,69	9,00
3	R3	10	9,00
4	R4	8,46	9,00
5	R5	8,46	9,55
6	R6	8,46	9,78
7	R7	6,15	9,78
8	R8	7,69	9,00
9	R9	10	9,00
10	R10	0,76	3,33
11	R11	9,23	10
12	R12	10	10
13	R13	10	9,55
14	R14	5,38	9,55
15	R15	10	9,87
16	R16	10	9,87
17	R17	1,53	0,83
18	R18	0	0,83
19	R19	2,30	9,66
20	R20	5,5	9,55
21	R21	2,30	9,88
22	R22	0,76	5,55

Appendix IV : The Score of the Post-Test in the First Cycle

No.	Respondents	Score	
		Clothes	Fruits and Vegetables
1	R1	6,42	10
2	R2	9,28	10
3	R3	9,28	10
4	R4	7,85	10
5	R5	0,71	10
6	R6	7,85	10
7	R7	8,57	10
8	R8	10	10
9	R9	6,4	10
10	R10	9,28	10
11	R11	8,57	10
12	R12	9,28	10
13	R13	7,85	10
14	R14	8,57	10
15	R15	6,42	10
16	R16	6,42	10
17	R17	7,14	10
18	R18	3,57	10
19	R19	3,57	10
20	R20	2,14	10
21	R21	4,28	10
22	R22	7,14	10

Appendix V : The Score of the Post-Test in the Second Cycle

No	Respondents	Score	
		Clothes	Fruits and Vegetables
1	R1	10	10
2	R2	10	9
3	R3	10	10
4	R4	10	10
5	R5	10	10
6	R6	10	10
7	R7	10	10
8	R8	9,55	10
9	R9	10	10
10	R10	10	10
11	R11	10	10
12	R12	10	10
13	R13	10	10
14	R14	10	10
15	R15	10	10
16	R16	10	10
17	R17	9,55	8,46
18	R18	10	10
19	R19	10	10
20	R20	10	10
21	R21	10	8,46
22	R22	10	10

Appendix VI : Observation Sheet I (For Observer)

Observation Sheet I (For observer)

Class : II

Date : July 20, 2012

No	Questions	Yes	No	Note
1	Were students eager to study English vocabulary by watching video clips?	✓		
2	Were the students active in answering the questions asked by the teacher?	✓		
3	Were there any students who didn't enjoy in watching video clips?		✓	
4	Were the students interested in studying English vocabulary by watching video clips?	✓		
5	Were there any students who are uninterested in watching video clips?		✓	
6	Did the students listen to teacher's explanation?	✓		
7	Were there any students talking while watching the video clips?		✓	
8	Were the students able to answer the questions correctly?	✓		
9	Did the students actively participated in study of English vocabulary by watching the video clips?	✓		
10	Is studying English vocabulary by watching video clips more fun than the usual lecturing?	✓		


Observer:

Fonda

Ms Fonda

Note: great!

The presentation is good enough.
It helps students to understand easily!



Appendix VII : Observation Sheet II (For Observer)

Observation Sheet II (For observer)

Class : II

Date : July 27, 2012

No	Questions	Yes	No	Note
1	Were students eager to study English vocabulary by watching video clips?	✓		
2	Were the students active in answering the questions asked by the teacher?	✓		
3	Were there any students who didn't enjoy in watching video clips?		✓	
4	Were the students interested in studying English vocabulary by watching video clips?	✓		
5	Were there any students who are uninterested in watching video clips?		✓	
6	Did the students listen to teacher's explanation?	✓		
7	Were there any students talking while watching the video clips?		✓	
8	Were the students able to answer the questions correctly?	✓		
9	Did the students actively participated in study of English vocabulary by watching the video clips?	✓		
10	Is studying English vocabulary by watching video clips more fun than the usual lecturing?	✓		


Observer:

Fonda

Ms Fonda

Note:

good job !!
The lesson is so interesting !!
I like it.



Appendix VIII : Questionnaire (For Students)

No. Absent : ___

Tick (✓) the correct answer in each question.

- | | | |
|--|--------------------------|--------------------------|
| 1. Do you like video clips? | <input type="checkbox"/> | <input type="checkbox"/> |
| 2. Does the video help you to learn new words in English? | <input type="checkbox"/> | <input type="checkbox"/> |
| 3. Does the video clip help you pronounce the words correctly? | <input type="checkbox"/> | <input type="checkbox"/> |
| 4. Do you enjoy watching it rather than just using textbook? | <input type="checkbox"/> | <input type="checkbox"/> |
| 5. Can you easily remember words by using video clips? | <input type="checkbox"/> | <input type="checkbox"/> |

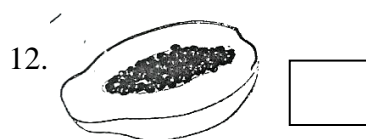
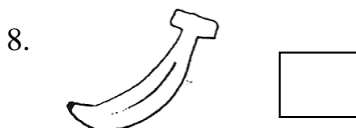


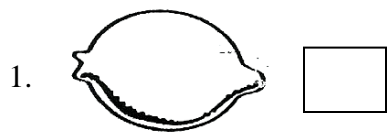
Appendix IX : Pre-Test on Vocabulary (Clothes)

No. Absent : __

Listen to the teacher, and write the number on the mentioned pictured.

Appendix X : Pre-Test on Vocabulary (Fruits and Vegetables)


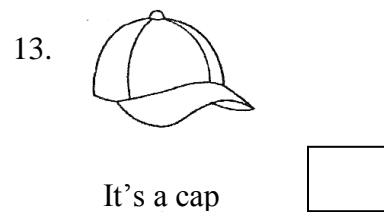


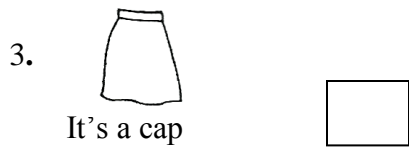

No. Absent : __

Listen to teacher and tick the correct picture.

Appendix XI : Post-Test in the First Cycle on Vocabulary (Clothes)

No. Absent : __

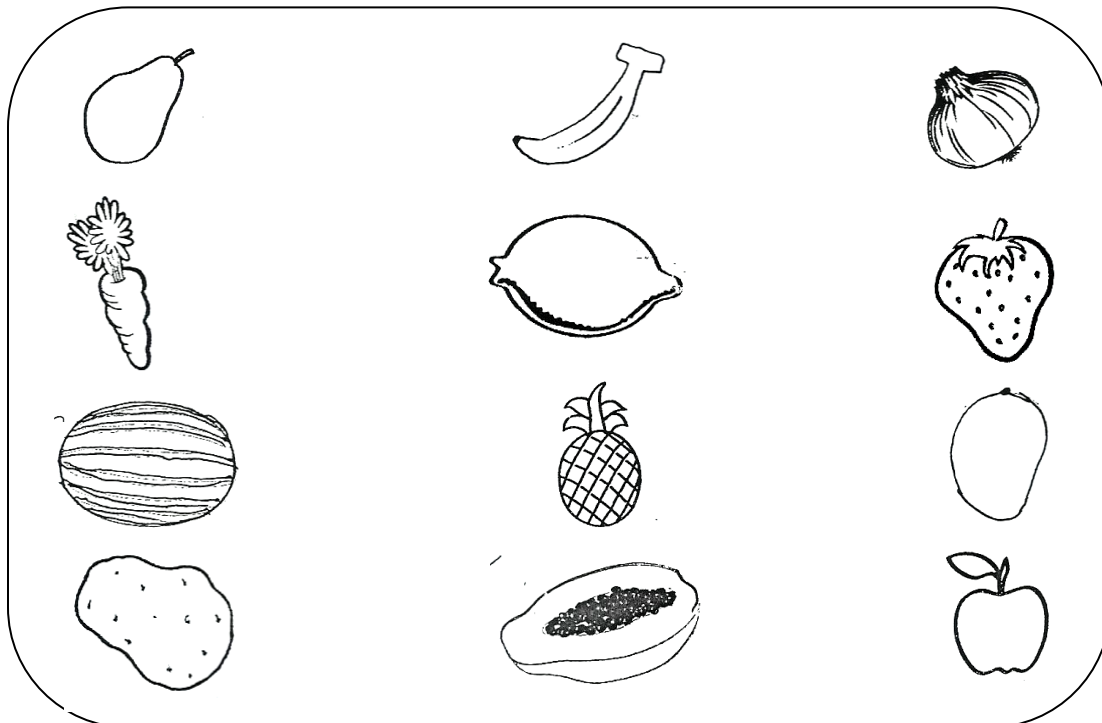
Read and tick (✓) or cross (✗)



**Appendix XII : Post-Test in the First Cycle on Vocabulary (Fruits and
Vegetables)**

No. Absent : __

Write the names of fruit and vegetables below.



a. _____

g. _____

b. _____

h. _____

c. _____

i. _____

d. _____

j. _____

e. _____

k. _____

f. _____

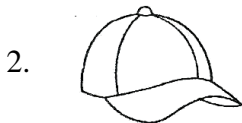
l. _____

Appendix XIII : Post-Test in the Second Cycle on Vocabulary (Clothes)

No. Absent : __

Circle the correct words.

swearter / t-shirt



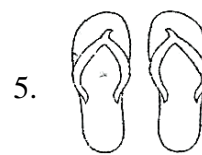
hat / cap



blouse / pajamas



shirt / skirt



shoes / sandals



trousers / short



t-shirt / skirt



skirt / shirt

Appendix XIV : Post-Test in the Second Cycle on Vocabulary (Fruits and Vegetables)

No. Absent : __

Circle the correct word.



lettuce / broccoli



chili / cucumber



peas / corn



cucumber / chili



peas / corn




eggplan / pepper



pineapple / watermelon



cherry / onion



lettuce / cauliflower




fig / onion



orange / lemon



cucumber / eggplan



fig / peach



lettuce / cauliflower

Appendix XV : Surat Permohonan Izin Melaksanakan Penelitian



Universitas Kristen Indonesia Fakultas Keguruan dan Ilmu Pendidikan

Jl. Mayjen Sutoyo no.2
Cawang - Jakarta 13630
INDONESIA

Telp. 021 8092425, 8009190
Psw. 310, 301, 302, 303
Faks. 021 809885229
E-mail: fkjp-uki@uki.ac.id
<http://www.uki.ac.id>

Nomor: 235/FKIP/Sek.Fak/06.2012

20 Juni 2012

Kepada Yang terhormat,
Kepala Sekolah SMK Boss Multimedia
Di Jakarta

Hal: Permohonan izin melaksanakan Penelitian

Jurusan Ilmu Pendidikan
Program Studi Bimbingan dan Konseling

Jurusan Pendidikan Bahasa dan Seni
Program Studi Pendidikan Bahasa Inggris

Jurusan Pendidikan MIPA
Program Studi Pendidikan Matematika
Program Studi Pendidikan Biologi
Program Studi Pendidikan Fisika
Program Studi Pendidikan Kimia

Jurusan Pendidikan Agama Kristen
Program Studi PAK (S1)

Jurusan Bahasa Mandarin
Program Studi Pendidikan Bahasa Mandarin

Dengan Hormat,

Sehubungan dengan rencana penulisan skripsi mahasiswa kami:

Nama	:	Trisiana Harianja
NIM	:	091215006
Semester/Prodi	:	Pendidikan Bahasa Inggris
Judul Skripsi	:	Improving Second Graders' English Vocabulary Using <i>YouTube</i> Video Clips at Stella Maris School Bumi Serpong Damai

Kami mohon bantuan Bapak/Ibu untuk memberikan izin mahasiswa tersebut untuk melakukan Penelitian di Sekolah yang Bapak/Ibu pimpin.

Atas perhatian Bapak/Ibu, kami ucapkan terima kasih.



Sekretaris Fakultas,

Parlindungan Pardede, S.S

Appendix XVI: Surat Keterangan Telah Melakukan Penelitian



YAYASAN KASIH ABADI SD STELLA MARIS

Jl. Artha Kencana Kav. C1 No. 1 Kencana Loka Sektor XII
Bumi Serpong Damai - Tangerang 15318
Telp. (6221) 7566 566, Fax. (6221) 7566 562
www.stellamarisschool.co.id

SURAT KETERANGAN

No.: 020/SD - SM/012/VIII/2013

Yang bertanda tangan di bawah ini Kepala Sekolah Dasar Katholik Stella Maris Bumi Serpong Damai, Kecamatan Serpong, Kota Tangerang Selatan, Propinsi Banten, yaitu :

Nama : Ir. Lanny Maria Lucia Luciawaty, M.M
Jabatan : Kepala Sekolah

Menerangkan dengan sesungguhnya :

Nama : Trisiana Harianja
NIM : 091215006
Program Studi : Pendidikan Bahasa Inggris

Telah mengadakan Riset / Penelitian di SD Stella Maris Kota Tangerang Selatan dengan judul Skripsi” Improving Second Graders’s English Vocabulary Using *YouTube* Video Clips at Stella Maris School Bumi Serpong Damai”.

Demikian Surat Keterangan ini untuk dapat dipergunakan seperlunya.

Tangerang Selatan, 30 Agustus 2013

Kepala Sekolah

 Ir. Lanny Maria Lucia Luciawaty, M.M