

Appendice I

LESSON PLAN 1

| | |
|---------------------|-----------------------|
| Subject | : English |
| Class | : VIII.2 |
| Semester | : II |
| Meeting | : 1 |
| Topic of Discussion | : Occupation |
| Time | : 2 x 40 minutes |
| Teacher | : Ms. Trias Risangayu |

I. Standard Competence

Understand the meaning in transactional and interpersonal conversation in the daily life context.

II. Basic Competence

Expressing meaning in very simple transactional (to get things done) and interpersonal conversation (to socialize) using oral language style accurately, fluently, and appropriately in daily life.

III. Learning Objectives

1. Students are able to understand the meaning of vocabulary based on the theme given.
2. Students are able to understand the meaning of words from Puzzle Cards.

IV. Indicators

- a. Students are able to mention what kinds of occupation.
- b. Students are able to match the cards and fill the categories worksheet correctly

V. Learning Material

Occupation:

VI. Teaching Technique : Three-Phase Technique

VII. Learning and Teaching Strategies

A. Teacher's Activity

1. Warming up:

- a. Teacher greets the students
- b. Teacher checks the students' attendance

2. Main Activity:

a. Using Puzzle Cards

- 1) Teacher explains about Puzzle Cards and categories
- 2) Teacher presents 10 words of occupations; Dentist, photographer, nurse, chef, tailor, artist, waiter, lawyer, police officer, fire fighter.
- 3) Teacher asks the students to repeat the words after her.
- 4) Teacher checks the students' pronunciation
- 5) Teacher asks the students to match some fit cards that are given initial consonants on the left and appropriate color pictures on the right sides.
- 6) Teacher asks the students spell the name of things in the cards.
- 7) Teacher asks the students to spell the words by looking at the color pictures of the cards only.

b. Using Categories

- 1) Teacher distributes the worksheets
- 2) Teacher dictates a series of word
- 3) Teacher asks the students to choose and circle which answer in their worksheet

3. Closing Activity

- a. Teacher discusses the answers
- b. Teacher evaluates students' understanding by giving some questions
- c. Teacher appraises the students
- d. Teacher motivates the students

B. Students' Activity**1. Warming Up**

- a. Students' greet the teacher
- b. Students' listen to the teacher's explanation

2. Main Activity**a. Using Puzzle Cards**

- 1) Students repeat the words after the teacher
- 2) Students match some fit cards that are given initial consonants on the left and appropriate color pictures on the right sides
- 3) Students spell the name of things in the cards
- 4) Students to spell the words by looking at the color pictures of the cards only

b. Using Category

- 1) Students help the teacher to distribute the worksheet
- 2) Students listen to the teacher
- 3) Students choose and circle which answer in their worksheet

3. Closing Activity

- a. Students listen to teacher's advice
- b. Students say goodbye to the teacher

VIII. Teaching Aids and Sources of Material

A. Teaching Aids

1. LCD
2. Laptop
3. Puzzle Cards

B. Sources of Material

1. Books: Hartono Wardiman, M. J. (2009). *ENGLISH IN FOCUS*.

Bandung: Pusat Perbukuan Departemen Pendidikan Nasional

XI. Evaluation

| Technique | Instrument Form | Instrument |
|------------------|------------------------|---|
| Written Test | Group (in pair) | Choose and circle which best answer in the worksheet! |


X. Example of Categories

1. A person who wears uniform
2. A person who does not wear uniform
3. A person who works in the court
4. A person who cooks professionally for other persons
5. A person who works in the hospital
6. A person who serve at a table in the restaurant
7. If your tooth ache, you have to go to
8. The word that does not have similar suffix (akhiran)
9. A person who works outdoor
10. A person who practices or demonstrating an art

Circle the answer !

(Lingkari jawabannya)

- | | | |
|-----------------|----------------|----------------|
| 1. tailor | police officer | photographer |
| 2. Fire fighter | nurse | artist |
| 3. chef | lawyer | waiter |
| 4. dentist | artist | chef |
| 5. chef | photographer | nurse |
| 6. lawyer | police officer | waiter |
| 7. artist | dentist | tailor |
| 8. fire fighter | lawyer | dentist |
| 9. chef | waiter | police officer |
| 10. tailor | nurse | artist |

XI. The Picture of Puzzle Cards

Answer Key

Circle the answer !

(Lingkari jawabannya)

| | | |
|-----------------|----------------|----------------|
| 1. tailor | police officer | photographer |
| 2. Fire fighter | nurse | artist |
| 3. chef | lawyer | waiter |
| 4. dentist | artist | chef |
| 5. chef | photographer | nurse |
| 6. waiter | police officer | lawyer |
| 7. artist | dentist | tailor |
| 8. fire fighter | lawyer | dentist |
| 9. chef | waiter | police officer |
| 10. tailor | artist | tailor |

Bekasi, May, 17th 2013

Approved by

Researcher

Observer

Trias Risangayu

Sarjono, S.S

Principal

Yana Suptiana, M.Pd

Appendice II

LESSON PLAN 2

| | |
|---------------------|-----------------------|
| Subject | : English |
| Class | : VIII.2 |
| Semester | : II |
| Topic of Discussion | : Occupation |
| Meeting | : 2 |
| Time | : 2 x 40 minutes |
| Teacher | : Ms. Trias Risangayu |

I. Standard Competence

Understand the meaning in transactional and interpersonal conversation in the daily life context.

II. Basic Competence

Expressing meaning in very simple transactional (to get things done) and interpersonal conversation (to socialize) using oral language style accurately, fluently, and appropriately in daily life.

III. Learning Objectives

1. Students are able to understand the meaning of vocabulary based on the theme given.
2. Students are able to understand the meaning of words from Puzzle Cards.

IV. Indicators

- a. Students are able to mention what kinds of occupation.
- b. Students are able to match the cards and fill the categories worksheet correctly.

V. Learning Material

Occupation

VI. Teaching Technique : Three-Phase Technique

VII. Learning and Teaching Strategies

A. Teacher's Activity

1. Warming up:

- a. Teacher greets the students
- b. Teacher checks the students' attendance

2. Main Activity:

a. Using Puzzle Cards

- 1) Teacher presents 10 words of the occupation; soldier, barber, mechanic, electrician, dancer, architect, farmer, stewardess, postman.
- 2) Teacher asks the students to repeat the words after her.
- 3) Teacher checks the students' pronunciation
- 4) Teacher asks the students to match some fit cards that are given initial consonants on the left and appropriate color pictures on the right sides.
- 5) Teacher asks the students spell the name of things in the cards.
- 6) Teacher asks the students to spell the words by looking at the color pictures of the cards only.

b. Using Categories

- 1) Teacher distributes the worksheets
- 2) Teacher dictates a series of words
- 3) Teacher asks the students to had to give a cross or write down the word in the appropriate column for each word the teacher dictated of each number.

3. Closing Activity

- a. Teacher discusses the answers
- b. Teacher evaluates students' understanding by giving some questions
- c. Teacher appraises the students
- d. Teacher motivates the students

B. Students' Activity

1. Warming Up

- a. Students' greet the teacher
- b. Students' listen to the teacher's explanation

2. Main Activity

a. Using Puzzle Cards

- 1) Students repeat the words after the teacher
- 2) Students match some fit cards that are given initial consonants on the left and appropriate color pictures on the right sides
- 3) Students spell the name of things in the cards
- 4) Students to spell the words by looking at the color pictures of the cards only

b. Using Category

- 1) Students help the teacher to distribute the worksheet
- 2) Students listen to the teacher
- 3) Students had to give a cross or write down the word in the appropriate column for each word the teacher dictated of each number

3. Closing Activity

- a. Students listen to teacher's advice
- b. Students say goodbye to the teacher
- c.

VII. Teaching Aids and Sources of Material

A. Teaching Aids

1. LCD
2. Laptop
3. Puzzle Cards

B. Sources of Material

1. Books: Hartono Wardiman, M. J. (2009). *ENGLISH IN FOCUS*.

Bandung: Pusat Perbukuan Departemen Pendidikan Nasional

XI. Evaluation

| Technique | Instrument Form | Instrument |
|--------------|-----------------|--|
| Written Test | Group (a pair) | Give a cross or write down the word in the appropriate column for each word the teacher dictated of each number. |

X. Example of Categories

Questions :


1. A person who designs buildings, called
2. A person who fits and repair electrical things
3. A person who attends passengers (as on airplane)
4. The words that does not have similar suffix (akhiran)
5. A person who engages in military services in the army
6. A person who performs dance
7. A person who works outdoors.
8. A person who delivers mail
9. A person who uses tools to repair machinery
10. A person who cuts and dresses hair


Circle the answer !

(Lingkari jawabannya)

- | | | |
|----------------|-------------|-------------|
| 1. dancer | soldier | architect |
| 2. barber | electrician | postman |
| 3. stewardess | farmer | mechanic |
| 4. dancer | electrician | barber |
| 5. farmer | architect | soldier |
| 6. stewardess | dancer | mechanic |
| 7. farmer | stewardess | barber |
| 8. electrician | barber | postman |
| 9. architect | mechanic | electrician |
| 10. barber | soldier | dancer |

The Pictures of Puzzle Cards





Answer key

Circle the answer !

(Lingkari jawabannya)

- | | | |
|----------------|-------------|-------------|
| 1. dancer | electrician | architect |
| 2. barber | soldier | postman |
| 3. stewardess | farmer | mechanic |
| 4. dancer | electrician | barber |
| 5. farmer | architect | soldier |
| 6. stewardess | dancer | mechanic |
| 7. soldier | farmer | barber |
| 8. electrician | barber | postman |
| 9. architect | mechanic | electrician |
| 10. barber | soldier | dancer |

Approved by

Researcher

Observer

Trias Risangayu

Sarjono, S.S

Principal

Yana Suptiana, M.Pd

Appendice III

LESSON PLAN 3

| | |
|---------------------|-----------------------|
| Subject | : English |
| Class | : VIII.2 |
| Semester | : II |
| Meeting | : 3 |
| Topic of Discussion | : post-test 1 |
| Time | : 2 x 40 minutes |
| Teacher | : Ms. Trias Risangayu |

I. Standard Competence

Understand the meaning in transactional and interpersonal conversation in the daily life context.

II. Basic Competence

Expressing meaning in very simple transactional (to get things done) and interpersonal conversation (to socialize) using oral language style accurately, fluently, and appropriately in daily life.

III. Learning Objectives

3. Students are able to understand the meaning of vocabulary based on the theme given.
4. Students are able to understand the meaning of words from Puzzle Cards.

IV. Indicators

- a. Students are able to mention what kinds of occupation.

V. Learning Material

Occupation

VI. Teaching Technique : Three-Phase Technique

VII. Learning and Teaching Strategies

A. Teacher's Activity

1. Warming up:

- a. Teacher greets the students
- b. Teacher checks the students' attendance

2. Main Activity:

- a. Teacher distributes the paper to the students
- b. Teacher gives the student instruction
- c. Teacher monitors the students' activity

3. Closing Activity

- a. Teacher appraises the students
- b. Teacher motivates the students

B. Students' Activity

1. Warming Up

- a. Students' greet the teacher
- b. Students raise their hands

2. Main Activity

- a. Students listen to teacher's instruction
- b. Students start to do the post-test

3. Closing Activity

- a. Students listen to teacher's advice
- b. Students say goodbye to the teacher

VII. Teaching Aids and Sources of Material

A. Teaching Aids

1. LCD
2. Laptop
3. Puzzle Cards

B. Sources of Material

1. Books: Hartono Wardiman, M. J. (2009). *ENGLISH IN FOCUS*.

Bandung: Pusat Perbukuan Departemen Pendidikan Nasional

XI. Evaluation

| Technique | Instrument Form | Instrument |
|--------------|-----------------|--|
| Written Test | Individual | Choose the corret answer by crossing (X) a, b, c, or d. (see apendix XXIV) |

Bekasi, May, 21st 2013

Approved by

Researcher

Observer

Trias Risangayu

Sarjono, S.S

Principal

Yana Suptiana, M.Pd

Appendix IV**LESSON PLAN 4**

| | |
|---------------------|-----------------------|
| Subject | : English |
| Class | : VIII.2 |
| Semester | : II |
| Topic of Discussion | : Sport |
| Meeting | : 4 |
| Time | : 2 x 40 minutes |
| Teacher | : Ms. Trias Risangayu |

I. Standard Competence

Understand the meaning in transactional and interpersonal conversation in the daily life context.

II. Basic Competence

Expressing meaning in very simple transactional (to get things done) and interpersonal conversation (to socialize) using oral language style accurately, fluently, and appropriately in daily life.

III. Learning Objectives

Students are able to understand the meaning of vocabulary based on the theme given.

Students are able to understand the meaning of words from Puzzle Cards.

IV. Indicators

- a. Students are able to mention what kinds of sport.
- b. Students are able to match the cards and fill the categories worksheet correctly.

V. Learning Material

Sport

VI. Teaching Technique : Three-Phase Technique

VII. Learning and Teaching Strategies

A. Teacher's Activity

1. Warming up:

- a. Teacher greets the students
- b. Teacher checks the students' attendance

2. Main Activity:

a. Using Puzzle Cards

- 1) Teacher presents 10 words of the sport; cycling, badminton, sprint, billiard, boxing, chess, fencing, fighting, golf, lifting.
- 2) Teacher asks the students to repeat the words after her.
- 3) Teacher checks the students' pronunciation
- 4) Teacher asks the students to match some fit cards that are given initial consonants on the left and appropriate color pictures on the right sides.
- 5) Teacher asks the students spell the name of things in the cards.
- 6) Teacher asks the students to spell the words by looking at the color pictures of the cards only.

b. Using Categories

- 1) Teacher distributes the worksheets
- 2) Teacher dictates a series of words
- 3) Teacher asks the students to had to give a cross or write down the word in the appropriate column for each word the teacher dictated of each number.

3. Closing Activity

- a. Teacher discusses the answers
- b. Teacher evaluates students' understanding by giving some questions
- c. Teacher appraises the students
- d. Teacher motivates the students

B. Students' Activity

1. Warming Up

- a. Students' greet the teacher
- b. Students' listen to the teacher's explanation

2. Main Activity

a. Using Puzzle Cards

- 1) Students repeat the words after the teacher
- 2) Students match some fit cards that are given initial consonants on the left and appropriate color pictures on the right sides
- 3) Students spell the name of things in the cards
- 4) Students to spell the words by looking at the color pictures of the cards only

b. Using Category

- 1) Students help the teacher to distribute the worksheet
- 2) Students listen to the teacher
- 3) Students had to give a cross or write down the word in the appropriate column for each word the teacher dictated of each number

3. Closing Activity

- a. Students listen to teacher's advice
- b. Students say goodbye to the teacher

VII. Teaching Aids and Sources of Material

A. Teaching Aids

1. LCD
2. Laptop
3. Puzzle Cards

B. Sources of Material

1. Books: Hartono Wardiman, M. J. (2009). *ENGLISH IN FOCUS*.

Bandung: Pusat Perbukuan Departemen Pendidikan Nasional

XI. Evaluation

| Technique | Instrument Form | Instrument |
|--------------|-----------------|--|
| Written Test | Group (a pair) | Give a cross or write down the word in the appropriate column for each word the teacher dictated of each number. |

Example of Category

| Number | Occupation | Sport |
|--------|------------|-------|
| 1 | | |
| 2 | | |
| 3 | | |
| 5 | | |
| 6 | | |
| 7 | | |
| 8 | | |
| 9 | | |
| 10 | | |

Answer Key

1. fire fighter (occupation)
2. dancer (occupation)
3. fighting (sport)
4. waiter (occupation)
5. boxing (sport)
6. billiard (sport)
7. golf (sport)
8. tailor (occupation)
9. fencing (sport)
10. lawyer (occupation)

Example of the picture (Puzzle Cards)



B



B



B



C



G



L



F



S



C

Bekasi, May, 24th 2013

Approved by

Researcher

Observer

Trias Risangayu

Sarjono, S.S

Principal

Yana Suptiana, M.Pd

Appendix V**LESSON PLAN 5**

| | |
|---------------------|-----------------------|
| Subject | : English |
| Class | : VIII.2 |
| Semester | : II |
| Topic of Discussion | : Sport |
| Meeting | : 5 |
| Time | : 2 x 40 minutes |
| Teacher | : Ms. Trias Risangayu |

I. Standard Competence

Understand the meaning in transactional and interpersonal conversation in the daily life context.

II. Basic Competence

Expressing meaning in very simple transactional (to get things done) and interpersonal conversation (to socialize) using oral language style accurately, fluently, and appropriately in daily life.

III. Learning Objectives

Students are able to understand the meaning of vocabulary based on the theme given.

Students are able to understand the meaning of words from Puzzle Cards.

IV. Indicators

- a. Students are able to mention what kinds of sport.
- b. Students are able to match the cards and fill the categories worksheet correctly.

V. Learning Material

Sport

VI. Teaching Technique : Three-Phase Technique

VII. Learning and Teaching Strategies

A. Teacher's Activity

1. Warming up:

- a. Teacher greets the students
- b. Teacher checks the students' attendance

2. Main Activity:

a. Using Puzzle Cards

- 1) Teacher presents 10 words of the sport; marathon, motor race, wrestling, soccer, sailing, shooting, volley ball, swimming, surfing, table tennis
- 2) Teacher asks the students to repeat the words after her.
- 3) Teacher checks the students' pronunciation
- 4) Teacher asks the students to match some fit cards that are given initial consonants on the left and appropriate color pictures on the right sides.
- 5) Teacher asks the students spell the name of things in the cards.
- 6) Teacher asks the students to spell the words by looking at the color pictures of the cards only.

b. Using Categories

- 1) Teacher distributes the worksheets
- 2) Teacher dictates a series of words
- 3) Teacher asks the students to had to give a cross or write down the word in the appropriate column for each word the teacher dictated of each number

3. Closing Activity

- a. Teacher discusses the answers
- b. Teacher evaluates students' understanding by giving some questions
- c. Teacher appraises the students
- d. Teacher motivates the students

B. Students' Activity

1. Warming Up

- a. Students' greet the teacher
- b. Students' listen to the teacher's explanation

2. Main Activity

a. Using Puzzle Cards

- 1) Students repeat the words after the teacher
- 2) Students match some fit cards that are given initial consonants on the left and appropriate color pictures on the right sides
- 3) Students spell the name of things in the cards
- 4) Students to spell the words by looking at the color pictures of the cards only

b. Using Category

- 1) Students help the teacher to distribute the worksheet
- 2) Students listen to the teacher
- 3) Students had to give a cross or write down the word in the appropriate column for each word the teacher dictated of each number

3. Closing Activity

- a. Students listen to teacher's advice
- b. Students say goodbye to the teach

VII. Teaching Aids and Sources of Material

A. Teaching Aids

1. LCD
2. Laptop
3. Puzzle Cards

B. Sources of Material

1. Books: Hartono Wardiman, M. J. (2009). *ENGLISH IN FOCUS*.

Bandung: Pusat Perbukuan Departemen Pendidikan Nasional

XI. Evaluation

| Technique | Instrument Form | Instrument |
|--------------|-----------------|--|
| Written Test | Group (a pair) | Give a cross or write down the word in the appropriate column for each word the teacher dictated of each number. |

Example of Category

| Number | Occupation | Sport |
|--------|------------|-------|
| 1 | | |
| 2 | | |
| 3 | | |
| 5 | | |
| 6 | | |
| 7 | | |
| 8 | | |
| 9 | | |
| 10 | | |

Answer key :

1. soccer (sport)
2. postman (occupation)
3. stewardess (occupation)
4. sailing (sport)
5. surfing (sport)
6. soldier (occupation)
7. marathon (sport)
8. badminton (sport)
9. motor race (sport)
10. architect

Bekasi, May, 27th 2013

Approved by

Researcher

Observer

Trias Risangayu

Sarjono, S.S

Principal

Yana Suptiana, M.Pd

Appendice VI**LESSON PLAN 6**

| | |
|---------------------|-----------------------|
| Subject | : English |
| Class | : VIII.2 |
| Semester | : II |
| Topic of Discussion | : post-test 2 |
| Meeting | : 6 |
| Time | : 2 x 40 minutes |
| Teacher | : Ms. Trias Risangayu |

I. Standard Competence

Understand the meaning in transactional and interpersonal conversation in the daily life context.

II. Basic Competence

Expressing meaning in very simple transactional (to get things done) and interpersonal conversation (to socialize) using oral language style accurately, fluently, and appropriately in daily life.

III. Learning Objectives

Students are able to understand the meaning of vocabulary based on the theme given.

Students are able to understand the meaning of words from Puzzle Cards.

IV. Indicators

- a. Students are able to answer the questions correctly

V. Learning Material

Occupation and Sport

VI. Teaching Technique : Three-Phase Technique

VI. Learning and Teaching Strategies

A. Teacher's Activity

1. Warming up:

- a. Teacher greets the students
- b. Teacher introduces herself to the students
- c. Teacher checks the students' attendance

2. Main Activity:

- a. Teacher distributes the paper to the students
- b. Teacher gives the instructions
- c. Teacher monitors students' activity

3. Closing Activity

- a. Teacher appraises the students
- b. Teacher motivates the students

B. Students' Activity

1. Warming Up

- a. Students' greet the teacher

2. Main Activity

- a. Students listen to the teacher's instructions
- b. Students start to fill the answer on their worksheets

3. Closing Activity

- a. Students listen to teacher's advice
- b. Students say goodbye to the teacher

VII. Teaching Aids and Sources of Material

A. Teaching Aids

1. LCD
2. Laptop
3. Puzzle Cards

B. Sources of Material

1. Books: Hartono Wardiman, M. J. (2009). *ENGLISH IN FOCUS*.

Bandung: Pusat Perbukuan Departemen Pendidikan Nasional

XI. Evaluation

| Technique | Instrument Form | Instrument |
|--------------|-----------------|---|
| Written Test | Individual | Choose and circle which best answer in the worksheet! (see appendix XXV) |

Bekasi, May, 28th 2013

Approved by

Researcher

Observer

Trias Risangayu

Sarjono, S.S

Principal

Yana Suptiana, M.Pd

Appendix VII**LESSON PLAN 7**

| | |
|---------------------|-----------------------|
| Subject | : English |
| Class | : VIII.2 |
| Semester | : II |
| Topic of Discussion | : In the School |
| Meeting | : 7 |
| Time | : 2 x 40 minutes |
| Teacher | : Ms. Trias Risangayu |

I. Standard Competence

Understand the meaning in transactional and interpersonal conversation in the daily life context.

II. Basic Competence

Expressing meaning in very simple transactional (to get things done) and interpersonal conversation (to socialize) using oral language style accurately, fluently, and appropriately in daily life.

III. Learning Objectives

Students are able to understand the meaning of vocabulary based on the theme given.

Students are able to understand the meaning of words from Puzzle Cards.

IV. Indicators

- a. Students are able to mention part of school
- b. Students are able to match the cards and fill the categories worksheet correctly.

V. Learning Material

In the School

VI. Teaching Technique : Three-Phase Technique

VII. Learning and Teaching Strategies

A. Teacher's Activity

1. Warming up:

- a. Teacher greets the students
- b. Teacher checks the students' attendance

2. Main Activity:

a. Using Puzzle Cards

- 1) Teacher presents 10 words of the sport; canteen, headmaster's room, field, security post, counseling room, classroom, hall, mosque, science laboratory, toilet
- 2) Teacher asks the students to repeat the words after her.
- 3) Teacher checks the students' pronunciation
- 4) Teacher asks the students to match some fit cards that are given initial consonants on the left and appropriate color pictures on the right sides.
- 5) Teacher asks the students spell the name of things in the cards.
- 6) Teacher asks the students to spell the words by looking at the color pictures of the cards only.

b. Using Categories

- 1) Teacher distributes the worksheets
- 2) Teacher dictates a series of words
- 3) Teacher asks the students to had to give a cross or write down the word in the appropriate column for each word the teacher dictated of each number

3. Closing Activity

- a. Teacher discusses the answers
- b. Teacher evaluates students' understanding by giving some questions
- c. Teacher appraises the students
- d. Teacher motivates the students

B. Students' Activity

1. Warming Up

- a. Students' greet the teacher
- b. Students' listen to the teacher's explanation

2. Main Activity

a. Using Puzzle Cards

- 1) Students repeat the words after the teacher
- 2) Students match some fit cards that are given initial consonants on the left and appropriate color pictures on the right sides
- 3) Students spell the name of things in the cards
- 4) Students to spell the words by looking at the color pictures of the cards only

b. Using Category

- 1) Students help the teacher to distribute the worksheet
- 2) Students listen to the teacher
- 3) Students had to give a cross or write down the word in the appropriate column for each word the teacher dictated of each number

3. Closing Activity

- a. Students listen to teacher's advice
- b. Students say goodbye to the teacher

VII. Teaching Aids and Sources of Material

A. Teaching Aids

1. LCD
2. Laptop
3. Puzzle Cards

B. Sources of Material

1. Books: Hartono Wardiman, M. J. (2009). *ENGLISH IN FOCUS*.

Bandung: Pusat Perbukuan Departemen Pendidikan Nasional

XI. Evaluation

| Technique | Instrument Form | Instrument |
|--------------|-----------------|--|
| Written Test | Group (a pair) | Give a cross or write down the word in the appropriate column for each word the teacher dictated of each number. |

Example of Category

| Number | Occupation | Sport | In the School |
|--------|------------|-------|---------------|
| 1 | | | |
| 2 | | | |
| 3 | | | |
| 4 | | | |
| 5 | | | |
| 6 | | | |
| 7 | | | |
| 8 | | | |
| 9 | | | |
| 10 | | | |

Answer key :

1. canteen (In the school)
2. table tennis (sport)
3. Library (in the school)
4. field (in the school)
5. chef (occupation)
6. science laboratory (occupation)
7. sprint (sport)
8. electrician (occupation)
9. wrestling (sport)

Example of the picture (Puzzle Cards)





Classroom



Hall



Mosque



Science Laboratory



Toilet

Bekasi, May, 31st 2013

Approved by

Researcher

Observer

Trias Risangayu

Sarjono, S.S

Principal

Yana Suptiana, M.Pd

Appendice VIII**LESSON PLAN 8**

| | |
|---------------------|-----------------------|
| Subject | : English |
| Class | : VIII.2 |
| Semester | : II |
| Topic of Discussion | : In the School |
| Meeting | : 8 |
| Time | : 2 x 40 minutes |
| Teacher | : Ms. Trias Risangayu |

I. Standard Competence

Understand the meaning in transactional and interpersonal conversation in the daily life context.

II. Basic Competence

Expressing meaning in very simple transactional (to get things done) and interpersonal conversation (to socialize) using oral language style accurately, fluently, and appropriately in daily life.

III. Learning Objectives

Students are able to understand the meaning of vocabulary based on the theme given.

Students are able to understand the meaning of words from Puzzle Cards.

IV. Indicators

- a. Students are able to mention part of school
- b. Students are able to match the cards and fill the categories worksheet correctly.

V. Learning Material

In the School

VI. Teaching Technique : Three-Phase Technique

VII. Learning and Teaching Strategies

A. Teacher's Activity

1. Warming up:

- a. Teacher greets the students
- b. Teacher checks the students' attendance

2. Main Activity:

a. Using Puzzle Cards

- 1) Teacher presents 10 words of the sport; parking area, library, computer room, language library, school medical room, teacher's room, garden, store room, OSIS room, studio band.
- 2) Teacher asks the students to repeat the words after her.
- 3) Teacher checks the students' pronunciation
- 4) Teacher asks the students to match some fit cards that are given initial consonants on the left and appropriate color pictures on the right sides.
- 5) Teacher asks the students spell the name of things in the cards.
- 6) Teacher asks the students to spell the words by looking at the color pictures of the cards only.

b. Using Categories

- 1) Teacher distributes the worksheets
- 2) Teacher dictates a series of words
- 3) Teacher asks the students to had to give a cross or write down the word in the appropriate column for each word the teacher dictated of each number

3. Closing Activity

- a. Teacher discusses the answers
- b. Teacher evaluates students' understanding by giving some questions
- c. Teacher appraises the students
- d. Teacher motivates the students

B. Students' Activity

1. Warming Up

- a. Students' greet the teacher
- b. Students' listen to the teacher's explanation

2. Main Activity

a. Using Puzzle Cards

- 1) Students repeat the words after the teacher
- 2) Students match some fit cards that are given initial consonants on the left and appropriate color pictures on the right sides
- 3) Students spell the name of things in the cards
- 4) Students to spell the words by looking at the color pictures of the cards only

b. Using Category

- 1) Students help the teacher to distribute the worksheet
- 2) Students listen to the teacher
- 3) Students had to give a cross or write down the word in the appropriate column for each word the teacher dictated of each number

3. Closing Activity

- a. Students listen to teacher's advice
- b. Students say goodbye to the teacher

VII. Teaching Aids and Sources of Material

A. Teaching Aids

1. LCD
2. Laptop
3. Puzzle Cards

B. Sources of Material

1. Books: Hartono Wardiman, M. J. (2009). *ENGLISH IN FOCUS*.

Bandung: Pusat Perbukuan Departemen Pendidikan Nasional

XI. Evaluation

| Technique | Instrument Form | Instrument |
|--------------|-----------------|--|
| Written Test | Group (a pair) | Give a cross or write down the word in the appropriate column for each word the teacher dictated of each number. |


Example of Category

| Number | Occupation | Sport | In the School |
|--------|------------|-------|---------------|
| 1 | | | |
| 2 | | | |
| 3 | | | |
| 4 | | | |
| 5 | | | |
| 6 | | | |
| 7 | | | |
| 8 | | | |
| 9 | | | |
| 10 | | | |

Answer key :

1. parking area (In the school)
 2. fighting (sport)
 3. teacher's room (in the school)
 4. computer room (in the school)
 5. police officer (occupation)
 6. language laboratory (occupation)
 7. cycling (sport)
 8. artist (occupation)
 9. mosque (sport)
-

Example of the picture (Puzzle Cards)





Teacher's Room



Garden



Store Room



Osis Room



S B

Bekasi, May, 3rd 2013

Approved by

Researcher

Observer

Trias Risangayu

Sarjono, S.S

Principal

Yana Suptiana, M.Pd

Appendix IX**LESSON PLAN 9**

| | |
|---------------------|-----------------------|
| Subject | : English |
| Class | : VIII.2 |
| Semester | : II |
| Meeting | : 9 |
| Topic of Discussion | : Post- test 3 |
| Time | : 2 x 40 minutes |
| Teacher | : Ms. Trias Risangayu |

I. Standard Competence

Understand the meaning in transactional and interpersonal conversation in the daily life context.

I. Basic Competence

Expressing meaning in very simple transactional (to get things done) and interpersonal conversation (to socialize) using oral language style accurately, fluently, and appropriately in daily life.

II. Learning Objectives

1. Students are able to understand the meaning of vocabulary based on the theme given.
2. Students are able to understand the meaning of words from Puzzle Cards.

III. Indicators

- a. Students are able answer the questions correctly

IV. Learning Material

Occupation, Sports, and In the School

V. Teaching Technique : Three-Phase Technique

VI. Learning and Teaching Strategies

A. Teacher's Activity

1. Warming up:

- a. Teacher greets the students
- b. Teacher checks the students' attendance

2. Main Activities:

- a. Teacher review the vocabulary from first cycle, second cycle, and third cycle
- b. Teacher asks some questions to the students
- c. Teacher distributed paper to the students
- d. Teacher examine the students

3. Closing Activity

- a. Teacher appraises the students
- b. Teacher motivates the students

B. Students' Activity

1. Warming Up

- a. Students' greet the teacher

2. Main Activity

- a. Students help the teacher to distributed the paper
- b. Students do the exercise seriously

3. Closing Activity

- a. Students listen to teacher's advice
- b. Students greet the teache

VII. Teaching Aids and Sources of Material

A. Teaching Aids

1. LCD
2. Laptop
3. Puzzle Cards

B. Sources of Material

1. Books: Hartono Wardiman, M. J. (2009). *ENGLISH IN FOCUS*.
Bandung: Pusat Perbukuan Departemen Pendidikan Nasional

VIII. Evaluation

| Technique | Instrument Form | Instrument |
|--------------|-----------------|---|
| Written Test | Individual | (post test) Choose the Correct Answer by Crossing (X) a, b, c, or d (see apendix XXV) |

Bekasi, June, 4th 2013

Approved by

Researcher

Observer

Trias Risangayu

Sarjono, S.S

Principal

Yana Suptiana, M.Pd

Appendice X

Documentation of Cycle I



Appendice XI

Documentation of cycle II



Appendice XII

Documentation of Cycle III



Appendice : XIII**Observation Sheet for Students**

Class : 8.2

School : SMP PGRI 2 BEKASI

Session : 1

Date : May 17th, 2013

Put a thick (√) on Yes or No

| NO | Indicators | Yes | No | Note |
|----|---|-----|----|------|
| 1 | Students greet the teacher | | | |
| 2 | Students are excited to follow the activities in learning process | | | |
| 3 | Students concentrated during the lessons | | | |
| 4 | Students ask some questions | | | |
| 5 | Students match Word card and fill the categories | | | |
| 6 | Students follow the activities without playing and talking with friends during learning procces | | | |

The number of absent student :

The total number of student :

Observer

Mr. Sarjono, S.Pd

Appendice : XIV**Observation Sheet for Researcher**

Class : 8.2

School : SMP PGRI 2 BEKASI

Session : 1

Date : May 17th, 2013

Put a thick (√) on Yes or No

| NO | Indicators | Yes | No | Note |
|----|--|-----|----|------|
| 1 | Conduct the pre activities | | | |
| 2 | Ask question to the students | | | |
| 3 | Answer the students' questions | | | |
| 4 | Discuss the students' results | | | |
| 5 | Control the class | | | |
| 6 | Monitor students' activities | | | |
| 7 | Provide assistance for students | | | |
| 8 | Use Word Cards as main teaching aid | | | |
| 9 | Use laptop and lcd as addition teaching aids | | | |
| 10 | Give clear instructions | | | |

The number of absent student :

The total number of student :

Observer

Mr. Sarjono, S.Pd

DIKOSONGKAN

INI HALAMAN UNTUK 'OBSERVATION RESULT OF STUDENTS

DIKOSONGKAN

INI HALAMAN UNTUK 'OBSERVATION RESULT OF
RESEARCHER

Appendice XVII

Questionnaire of Using Word puzzle

Jawablah pertanyaan dibawah ini dengan cara memberi tanda silang pada pilihan yang disediakan!

1. Apakah kalian menyukai *puzzle-puzzle* yang diberikan?
a. tidak suka b. suka c. sangat suka
2. Apakah *puzzle-puzzle* yang diberikan dapat membantu kalian dalam menguasai kata-kata baru dalam bahasa Inggris?
a. tidak membantu b. membantu c. sangat membantu
3. Apakah belajar dengan menggunakan *word puzzles* dapat menambah semangat kalian dalam belajar bahasa Inggris?
a. tidak menambah b. menambah c. sangat menambah
4. Apakah kata-kata yang telah diajarkan sering kalian gunakan dan butuhkan dalam kegiatan sehari-hari?
a. tidak b. kadang-kadang c. sering
5. Apakah kegiatan belajar mengajar dengan menggunakan *word puzzles* perlu dilakukan terus menerus?
a. tidak perlu b. perlu c. sangat perlu

Appendice : XVIII**Questionnaire Result of Students**

| No | Test code | Score per item | | | | |
|-----------|------------------|-----------------------|----------|----------|----------|----------|
| | | 1 | 2 | 3 | 4 | 5 |
| 1 | A-1 | 2 | 3 | 3 | 2 | 1 |
| 2 | A-2 | 2 | 3 | 3 | 1 | 2 |
| 3 | A-3 | 2 | 3 | 3 | 2 | 1 |
| 4 | A-4 | 3 | 2 | 3 | 2 | 1 |
| 5 | A-5 | 3 | 3 | 3 | 2 | 2 |
| 6 | A-6 | 2 | 2 | 3 | 2 | 2 |
| 7 | A-7 | 2 | 3 | 3 | 2 | 2 |
| 8 | A-8 | 2 | 2 | 3 | 2 | 2 |
| 9 | A-9 | 2 | 3 | 3 | 2 | 2 |
| 10 | A-10 | 2 | 3 | 3 | 2 | 2 |
| 11 | A-11 | 2 | 2 | 3 | 3 | 2 |
| 12 | A-12 | 2 | 2 | 2 | 2 | 2 |
| 13 | A-13 | 2 | 3 | 2 | 2 | 3 |
| 14 | A-14 | 2 | 2 | 3 | 3 | 3 |
| 15 | A-15 | 3 | 3 | 2 | 3 | 3 |
| 16 | A-16 | 3 | 3 | 3 | 2 | 2 |
| 17 | A-17 | 3 | 3 | 3 | 2 | 1 |
| 18 | A-18 | 2 | 2 | 2 | 2 | 2 |
| 19 | A-19 | 2 | 3 | 3 | 2 | 3 |

| | | | | | | |
|----|--------------|-----|-----|-----|-----|-----|
| 20 | A-20 | 3 | 3 | 3 | 2 | 2 |
| 21 | A-21 | 2 | 3 | 3 | 2 | 1 |
| 22 | A-22 | 3 | 3 | 3 | 2 | 1 |
| 23 | A-23 | 2 | 3 | 3 | 2 | 2 |
| 24 | A-24 | 2 | 2 | 2 | 1 | 2 |
| 25 | A-25 | 3 | 2 | 3 | 1 | 2 |
| 26 | A-26 | 2 | 2 | 2 | 2 | 1 |
| 27 | A-27 | 2 | 2 | 3 | 1 | 2 |
| 28 | A-28 | 2 | 3 | 3 | 3 | 2 |
| 29 | A-29 | 2 | 3 | 2 | 3 | 2 |
| 30 | A-30 | 3 | 3 | 2 | 2 | 2 |
| 31 | A-31 | 3 | 2 | 2 | 2 | 1 |
| 32 | A-32 | 3 | 2 | 3 | 3 | 2 |
| 33 | A-33 | 3 | 2 | 2 | 1 | 2 |
| 34 | A-34 | 2 | 2 | 2 | 2 | 1 |
| 35 | A-35 | 2 | 2 | 3 | 2 | 2 |
| 36 | A-36 | 2 | 2 | 3 | 2 | 2 |
| 37 | A-37 | 2 | 2 | 3 | 2 | 1 |
| 38 | A-38 | 2 | 2 | 2 | 2 | 1 |
| | Total Scores | 88 | 99 | 100 | 77 | 69 |
| | Mean | 2.3 | 2.6 | 2.6 | 2.0 | 1.9 |

Appendice : XIX**Score List of Post Test 1**

| Number | Test Code | The Students Score | Category |
|--------|-----------|-----------------------|----------|
| 1 | A-1 | 60 | Low |
| 2 | A-2 | 70 | Good |
| 3 | A-3 | 50 | Fair |
| 4 | A-4 | 75 | Good |
| 5 | A-5 | 65 | Good |
| 6 | A-6 | 70 | Good |
| 7 | A-7 | 60 | Fair |
| 8 | A-8 | 80 | Good |
| 9 | A-9 | 65 | Good |
| 10 | A-10 | 60 | Fair |
| 11 | A-11 | 70 | Good |
| 12 | A-12 | 60 | Fair |
| 13 | A-13 | 65 | Good |
| 14 | A-14 | 75 | Good |
| 15 | A-15 | 75 | Good |
| 16 | A-16 | 65 | Good |
| 17 | A-17 | 60 | Fair |
| 18 | A-18 | 60 | Fair |
| 19 | A-19 | 65 | Good |
| 20 | A-20 | 70 | Good |
| 21 | A-21 | 75 | Good |
| 22 | A-22 | 65 | Good |
| 23 | A-23 | 60 | Fair |
| 24 | A-24 | 75 | Good |
| 25 | A-25 | 70 | Good |

| | | | |
|----|---------------|------------------|------|
| 26 | A-26 | 65 | Good |
| 27 | A-27 | 60 | Fair |
| 28 | A-28 | 60 | Fair |
| 39 | A-29 | 65 | Good |
| 30 | A-30 | 60 | Fair |
| 31 | A-31 | 60 | Fair |
| 32 | A-32 | 75 | Good |
| 33 | A-33 | 75 | Good |
| 34 | A-34 | 70 | Good |
| 35 | A-35 | 70 | Good |
| 36 | A-36 | 65 | Good |
| 37 | A-37 | 65 | Good |
| 38 | A-38 | 65 | Good |
| | $\Sigma = 38$ | $\Sigma = 2520$ | |
| | Mean | $\Sigma = 66.31$ | |

Appendice XX

Score List of Post Test 2

| Number | Test Code | The Students Score | Category |
|--------|-----------|-----------------------|----------|
| 1 | A-1 | 75 | Low |
| 2 | A-2 | 80 | Good |
| 3 | A-3 | 60 | Fair |
| 4 | A-4 | 90 | Good |
| 5 | A-5 | 80 | Good |
| 6 | A-6 | 85 | Good |
| 7 | A-7 | 60 | Fair |
| 8 | A-8 | 90 | Good |
| 9 | A-9 | 70 | Good |
| 10 | A-10 | 75 | Fair |
| 11 | A-11 | 85 | Good |
| 12 | A-12 | 70 | Fair |
| 13 | A-13 | 75 | Good |
| 14 | A-14 | 85 | Good |
| 15 | A-15 | 80 | Good |
| 16 | A-16 | 75 | Good |
| 17 | A-17 | 75 | Fair |
| 18 | A-18 | 60 | Fair |
| 19 | A-19 | 80 | Good |
| 20 | A-20 | 85 | Good |
| 21 | A-21 | 90 | Good |
| 22 | A-22 | 70 | Good |
| 23 | A-23 | 60 | Fair |
| 24 | A-24 | 85 | Good |

| | | | |
|----|---------------|------------------|------|
| 25 | A-25 | 85 | Good |
| 26 | A-26 | 80 | Good |
| 27 | A-27 | 90 | Fair |
| 28 | A-28 | 85 | Fair |
| 39 | A-29 | 85 | Good |
| 30 | A-30 | 85 | Fair |
| 31 | A-31 | 75 | Fair |
| 32 | A-32 | 85 | Good |
| 33 | A-33 | 90 | Good |
| 34 | A-34 | 80 | Good |
| 35 | A-35 | 80 | Good |
| 36 | A-36 | 75 | Good |
| 37 | A-37 | 80 | Good |
| 38 | A-38 | 80 | Good |
| | $\Sigma = 38$ | $\Sigma = 3060$ | |
| | Mean | $\Sigma = 78.81$ | |

Appendice XXI

Score List of Post Test 3

| Number | Test Code | The Students Score | Category |
|--------|-----------|-----------------------|-----------|
| 1 | A-1 | 90 | Excellent |
| 2 | A-2 | 85 | Excellent |
| 3 | A-3 | 75 | Good |
| 4 | A-4 | 100 | Excellent |
| 5 | A-5 | 100 | Excellent |
| 6 | A-6 | 95 | Excellent |
| 7 | A-7 | 80 | Excellent |
| 8 | A-8 | 100 | Excellent |
| 9 | A-9 | 90 | Excellent |
| 10 | A-10 | 90 | Excellent |
| 11 | A-11 | 100 | Excellent |
| 12 | A-12 | 85 | Excellent |
| 13 | A-13 | 90 | Excellent |
| 14 | A-14 | 100 | Excellent |
| 15 | A-15 | 100 | Excellent |
| 16 | A-16 | 90 | Excellent |
| 17 | A-17 | 95 | Excellent |
| 18 | A-18 | 85 | Excellent |
| 19 | A-19 | 95 | Excellent |
| 20 | A-20 | 100 | Excellent |
| 21 | A-21 | 100 | Excellent |
| 22 | A-22 | 90 | Excellent |
| 23 | A-23 | 75 | Good |
| 24 | A-24 | 100 | Excellent |

| | | | |
|----|---------------|-----------------|-----------|
| 25 | A-25 | 100 | Excellent |
| 26 | A-26 | 100 | Excellent |
| 27 | A-27 | 100 | Excellent |
| 28 | A-28 | 90 | Excellent |
| 39 | A-29 | 95 | Excellent |
| 30 | A-30 | 95 | Excellent |
| 31 | A-31 | 95 | Excellent |
| 32 | A-32 | 100 | Excellent |
| 33 | A-33 | 100 | Excellent |
| 34 | A-34 | 100 | Excellent |
| 35 | A-35 | 95 | Excellent |
| 36 | A-36 | 90 | Excellent |
| 37 | A-37 | 100 | Excellent |
| 38 | A-38 | 95 | Excellent |
| | $\Sigma = 38$ | $\Sigma = 3565$ | |
| | Mean | 93,81 | |

Appendice XXII

Score List of Pre Test, Cycle I, Cycle II, and Cycle III

| No | Test Code | Pre-test | Cycle 1 | Cycle II | Cycle III |
|----|-----------|----------|---------|----------|-----------|
| 1 | A-1 | 55 | 60 | 75 | 90 |
| 2 | A-2 | 50 | 70 | 80 | 85 |
| 3 | A-3 | 40 | 50 | 60 | 75 |
| 4 | A-4 | 60 | 75 | 90 | 100 |
| 5 | A-5 | 50 | 65 | 80 | 100 |
| 6 | A-6 | 60 | 70 | 85 | 95 |
| 7 | A-7 | 45 | 60 | 60 | 80 |
| 8 | A-8 | 70 | 80 | 90 | 100 |
| 9 | A-9 | 65 | 65 | 70 | 90 |
| 10 | A-10 | 50 | 60 | 75 | 90 |
| 11 | A-11 | 65 | 70 | 85 | 100 |
| 12 | A-12 | 55 | 60 | 70 | 85 |
| 13 | A-13 | 60 | 65 | 75 | 90 |
| 14 | A-14 | 65 | 75 | 85 | 100 |
| 15 | A-15 | 60 | 75 | 80 | 100 |
| 16 | A-16 | 55 | 65 | 75 | 90 |
| 17 | A-17 | 55 | 60 | 75 | 95 |
| 18 | A-18 | 45 | 60 | 60 | 85 |
| 19 | A-19 | 40 | 65 | 80 | 95 |
| 20 | A-20 | 65 | 70 | 85 | 100 |
| 21 | A-21 | 70 | 75 | 90 | 100 |

| | | | | | |
|----|-------|-----------------|-----------------|-----------------|-----------------|
| 22 | A-22 | 50 | 65 | 70 | 90 |
| 23 | A-23 | 55 | 60 | 60 | 75 |
| 24 | A-24 | 60 | 75 | 85 | 100 |
| 25 | A-25 | 65 | 70 | 85 | 100 |
| 26 | A-26 | 60 | 65 | 80 | 100 |
| 27 | A-27 | 45 | 60 | 90 | 100 |
| 28 | A-28 | 55 | 60 | 85 | 90 |
| 29 | A-29 | 50 | 65 | 85 | 95 |
| 30 | A-30 | 50 | 60 | 85 | 95 |
| 31 | A-31 | 45 | 60 | 75 | 95 |
| 32 | A-32 | 60 | 75 | 85 | 100 |
| 33 | A-33 | 65 | 75 | 90 | 100 |
| 34 | A-34 | 60 | 70 | 80 | 100 |
| 35 | A-35 | 65 | 70 | 80 | 95 |
| 36 | A-36 | 50 | 65 | 75 | 90 |
| 37 | A-37 | 60 | 65 | 80 | 100 |
| 38 | A-38 | 50 | 65 | 80 | 95 |
| | Total | $\Sigma = 2125$ | $\Sigma = 2520$ | $\Sigma = 3060$ | $\Sigma = 3565$ |
| | Mean | 55,92 | 66,31 | 78,81 | 93,81 |

Appendice XXIII

RESEARCH INSTRUMENT OF THE TEST

(Pre -Test)

School : SMP PGRI 2 BEKASI

Class : 8.2

Semester : 2

Time : 30 minutes

Choose the Correct Answer by Crossing (X) a, b, c, or d!

(Pilihlah Jawaban yang Paling Tepat dengan Menyilang (X) a, b, c, atau d!)

Name :

1. My father fits and repairs electrical things, he is an.....

| | |
|----------------|--------------|
| a. soldier | c. architect |
| b. electrician | d. chef |

2. Chris John is the most famous athlete in Indonesia

| | |
|----------------|-----------|
| a. billiard | c. sprint |
| b. volley ball | d. boxing |


3. The boys are playing football in the ...

| | |
|------------|----------------|
| a. Field | c. studio band |
| b. library | d. classroom |

4. A person who delivers mail

| | |
|-----------------|-----------------|
| a. postman | c. photographer |
| b. fire fighter | d. dancer |

5. What kind of sport it this? It is



| | |
|-------------|-----------------|
| a. lifting | c. swimming |
| b. billiard | d. table tennis |

6. The students buy meal in the

- a. parking area c. field
- b. English lab d. canteen
7. A is a person who attends passengers (as on an airplane)
- a. stewardess c.dentist
- b. nurse d. artist
8. A person who performs dance
- a. lawyer c. tailor
- b. artist d. dancer
9. Taufik Hidayat won the gold medal in game last year
- a. badminton c. boxing
- b.chess d. soccer
10. Danu is receiving counseling to cope his problem of study with Ms.Maria in the..
- a. Laboratory c. canteen
- b. counseling room d. library
11. Mr. Anto teach the students ‘how to make a blog’ in the
- a.computer room c. library
- b. canteen d.classroom
12. A place where classes meet called
- a. rest room c. teacher’s room
- b. hall d. classroom
13. If your teeth ache, you have to go to the....
- a. stewardess c. nurse
- b. dentist d. barber
14. The sport of riding the surf on a surfboard
- a. surfing c. fighting
- b. billiard d. fencing
15. Andi is a smart student, he likes to read a book in the
- a. library c. laboratory
- b. counseling room d. principal’s room
16. A is a person who fights fires
- a. police officer c. soldier
- b. firefighter d. barber

Appendice XXIV**Answer Key of Pre - Test**

| | | | | |
|-------|-------|-------|-------|-------|
| 1. B | 2. D | 3. A | 4. A | 5. A |
| 6. D | 7. A | 8. D | 9. A | 10. B |
| 11. A | 12. D | 13. B | 14. A | 15. A |
| 16. B | 17. C | 18. D | 19. A | 20. A |

Appendice XXV

RESEARCH INSTRUMENT OF THE TEST (Post Test I)

School : SMP PGRI 2 BEKASI

Class : 8.2

Semester : 2

Time : 30 minutes

Choose the Correct Answer by Crossing (X) a, b, c, or d!

(Pilihlah Jawaban yang Paling Tepat dengan Menyilang (X) a, b, c, atau d!)

Name :

1. If your teeth ache, you have to go to the....
 a. stewardess c. nurse
 b. dentist d. barber
2. Mr. Dandy desaigns buildings. He is an....
 a. architect c. chef
 b. lawyer d. nurse
3. A person who take care of patient called
 a. barber c. nurse
 b. doctor d. farmer
4. Someone who prosseses and practices an imaginative art called ...
 a. artist c. electrician
 b. mechanict d. lawyer
5. A person who takes photo professinaly called
 a. dentist c. firefighter
 b. photographer d. tailor
6. A person who cooks professionally for other person
 a. farmer c. chef
 b. police officer . d.photographer
7. A person who serve at a table in the restaurant
 a. lawyer c . barber

- b. nurse d. waiter

8. A person who delivers mail

- a. postman c. photographer
b. fire fighter d. dancer

9. Mr. Bondan works in the court. He is a....

- a. teacher c. lawyer
b. architect d. doctor

10. My father fits and repairs electrical things, he is an.....

- a. soldier c. architect
b. electrician d. chef

11. A person who cuts and dresses hair

- a. fire fighter c. dancer
b. barber d. police officer

12. My father is a person who serves in army. Who he is ?

- a. he is an actor c. he is a soldier
b. he is an electrician d. he is an architect

13. A is a person who attends passengers (as on an airplane)

- a. stewardess c. dentist
b. nurse d. artist

14. A person who performs dance

- a. lawyer c. tailor
b. artist d. dancer

15. A person who uses tools to repair machinery

- a. architect c. mechanic
b. photographer d. nurse

16. A is a person who fights fires

- a. police officer c. soldier
b. firefighter d. barber

17. A is a person who fights fires

- a. police officer c. soldier
b. firefighter d. barber

18. There was directing traffic around the scene of the accident
- a. soldier
 - b. lawyer
 - c. farmer
 - d. police officer
19. A person who cultivates land or crops called
- a. barber
 - b. lawyer
 - c. farmer
 - d. nurse
20. A person who makes and designs garments called
- a. architect
 - b. firefighter
 - c. artist
 - d. dentist

Appendice XXVI**Answer Key of Post Test I**

| | | | | |
|-------|-------|-------|-------|-------|
| 1. B | 2. A | 3. C | 4. A | 5. B |
| 6. C | 7. D | 8. A | 9. C | 10. B |
| 11. B | 12. C | 13. A | 14. D | 15. C |
| 16. B | 17. B | 18. D | 19. C | 20. C |

Appendice XXVII

RESEARCH INSTRUMENT OF THE TEST

(Post Test II)

School : SMP PGRI 2 BEKASI

Class : 8.2

Semester : 2

Time : 30 minutes

Choose the Correct Answer by Crossing (X) a, b, c, or d!

(Pilihlah Jawaban yang Paling Tepat dengan Menyilang (X) a, b, c, atau d!)

Name :

1. Taufik Hidayat won the gold medal in game last year

| | |
|--------------|-----------|
| a. badminton | c. boxing |
| b.chess | d. soccer |
2. Chris John is the most famous athlete in Indonesia

| | |
|----------------|-----------|
| a. billiard | c. sprint |
| b. volley ball | d. boxing |
3. This sport is usually take place in the pool

| | |
|------------|--------------|
| a. surfing | c. swimming |
| b. golf | d. wrestling |
4. Bambang Pamungkas is a famous Indonesian player

| | |
|-------------|-----------------|
| a. soccer | c. motor race |
| b. shooting | d. table tennis |
5. Valentino Rossi win his third Australian Grand Prix

| | |
|------------|---------------|
| a. lifting | c. sailing |
| b. cycling | d. motor race |
6. Look at the picture! What kind of sport is this? It is



- | | |
|----------------|------------|
| a. volley ball | c. fencing |
| b. sailing | d. cycling |

7. This sport is required gun, and it is dangerous sport.

- a. golf
- b. surfing
- c. shooting
- d. sprint

8. What kind of sport it this? It is




- a. lifting
- b. billiard
- c. swimming
- d. table tennis

9. What kind of sport is this? It is



- a. golf
- b. volley ball
- c. wrestling
- d. fighting

10. What kind of sport is this? It is



- a. badminton
- b. soccer
- c. swimming
- d. wrestling

11. Taekwondo, and pencak silat are categorized in sport

- a. billiard
- b. fighting
- c. badminton
- d. motor race

12. What kind of sport is this? It is



- | | |
|-----------------|-------------|
| a. fighting | c. marathon |
| b. table tennis | d. fencing |

13. A is a footrace run on an open course

- | | |
|-------------|------------|
| a. marathon | c. surfing |
| b. chess | d. sailing |

14. What kind of sport is this? It is



- | | |
|-------------|-----------------|
| a. shooting | c. volley ball |
| b. surfing | d. table tennis |

15. The sport of riding the surf especially on a surfboard

- | | |
|-------------|-------------|
| a. surfing | c. fighting |
| b. billiard | d. fencing |

16. What kind of sport is this? It is



- | | |
|---------------|-------------|
| a. motor race | c. marathon |
| b. billiard | d. chess |

17. What kind of sport is this? It is



- a. volleyball
- b. marathon
- c. surfing
- d. shooting

18. What kind of sport is this? It is



- a. cycling
- b. fencing
- c. chess
- d. soccer

19. What kind of sport is this? It is



- a. marathon
- b. sprint
- c. volleyball
- d. shooting

20. What kind of sport is this? It is



- a. fighting
- b. chess
- c. soccer
- d. billiard

Appendice XXVIII**Answer Key of Post Test II**

| | | | | |
|-------|-------|-------|-------|-------|
| 1. A | 2. D | 3. C | 4. A | 5. D |
| 6. B | 7. C | 8. A | 9. A | 10. D |
| 11. B | 12. D | 13. A | 14. D | 15. A |
| 16. B | 17. A | 18. A | 19. B | 20. A |

Appendice : XXIX

RESEARCH INSTRUMENT OF THE TEST

(Post Test III)

School : SMP PGRI 2 BEKASI

Class : 8.2

Semester : 2

Time : 30 minutes

Choose the Correct Answer by Crossing (X) a, b, c, or d!

(Pilihlah Jawaban yang Paling Tepat dengan Menyilang (X) a, b, c, atau d!)

Name :

1. My father fits and repairs electrical things, he is an.....

| | |
|----------------|--------------|
| a. soldier | c. architect |
| b. electrician | d. chef |

2. Chris John is the most famous athlete in Indonesia

| | |
|----------------|-----------|
| a. billiard | c. sprint |
| b. volley ball | d. boxing |


3. The boys are playing football in the ...

| | |
|------------|----------------|
| a. Field | c. studio band |
| b. library | d. classroom |

4. A person who delivers mail

| | |
|-----------------|-----------------|
| a. postman | c. photographer |
| b. fire fighter | d. dancer |

5. What kind of sport it this? It is



| | |
|-------------|-----------------|
| a. lifting | c. swimming |
| b. billiard | d. table tennis |

6. The students buy meal in the

- a. parking area c. field
- b. English lab d. canteen
7. A is a person who attends passengers (as on an airplane)
a. stewardess c.dentist
b. nurse d. artist
8. A person who performs dance
a. lawyer c. tailor
b. artist d. dancer
9. Taufik Hidayat won the gold medal in game last year
a. badminton c. boxing
b.chess d. soccer
10. Danu is receiving counseling to cope his problem of study with Ms.Maria in the..
a. Laboratory c. canteen
b. counseling room d. library
11. Mr. Anto teach the students ‘how to make a blog’ in the

a.computer room c. library
b. canteen d.classroom
12. A place where classes meet called
a. rest room c. teacher’s room
b. hall d. classroom
13. If your teeth ache, you have to go to the....
a. stewardess c. nurse
b. dentist d. barber
14. The sport of riding the surf on a surfboard
a. surfing c. fighting
b. billiard d. fencing
15. Andi is a smart student, he likes to read a book in the
a. library c. laboratory
b. counseling room d. principal’s room
16. A is a person who fights fires
a. police officer c. soldier
b. firefighter d. barber

17. This sport is usually take place in the pool
a. surfing c. swimming
b. golf d. wrestling
18. Valentino Rossi win his third Australian Grand Prix
a. lifting c. sailing
b. cycling d. motor race
19. Every 12 p.m my moslem friends worship in the
a. mosque c. classroom
b. administration room d. counseling room
- 20 . Mr. Dandy desaigns buildings. He is an....
a. architect c. chef
b. lawyer d. nurse

Appendice : XXX**Answer Key of Post Test III**

| | | | | |
|-------|-------|-------|-------|-------|
| 1. B | 2. D | 3. A | 4. A | 5. A |
| 6. D | 7. A | 8. D | 9. A | 10. B |
| 11. A | 12. D | 13. B | 14. A | 15. A |
| 16. B | 17. C | 18. D | 19. A | 20. A |

Appendice XXXI**List of Students**

| No | Test Code | Students' Name |
|----|-----------|------------------------|
| 1 | A-1 | Angela Zharadivca |
| 2 | A-2 | Adinda Wilacahya .F |
| 3 | A-3 | Ahmad Al Fudholi |
| 4 | A-4 | Amara Nabihan Aslam |
| 5 | A-5 | Andi Pebiyanto |
| 6 | A-6 | Anissa Fitriyani |
| 7 | A-7 | Derizal Firmansyah |
| 8 | A-8 | Desi Rahmawati |
| 9 | A-9 | Dimas Anto Triwibowo |
| 10 | A-10 | Dwi Lestari |
| 11 | A-11 | Dwi Lestariningsih |
| 12 | A-12 | Fathur Rachman |
| 13 | A-13 | Erlinda |
| 14 | A-14 | Fikri Ahmad Maulana |
| 15 | A-15 | Firly Octavianti |
| 16 | A-16 | Gabriella Kuncoro |
| 17 | A-17 | Ikka Putri Ageng .R |
| 18 | A-18 | Indah Lestari |
| 19 | A-19 | Jonathan Pardamaian .G |
| 20 | A-20 | Jossi Nurjaman |

| | | |
|----|------|-----------------------|
| 21 | A-21 | Juan Revel |
| 22 | A-22 | Khosy Andrian Phalosa |
| 23 | A-23 | Mega Kristiani |
| 24 | A-24 | Muhammad Rizky |
| 25 | A-25 | Muhammad Riski Asari |
| 26 | A-26 | Nahrowi |
| 27 | A-27 | Novia Ayu Nurhidayah |
| 28 | A-28 | Nur Hasbi Apriyansah |
| 29 | A-29 | Nurbaiti |
| 30 | A-30 | Rangga Ari gustiawan |
| 31 | A-31 | Rizki Harsono |
| 32 | A-32 | Sakinah Nur Hidayati |
| 33 | A-33 | Siti Nurjanah |
| 34 | A-34 | Tiara Maladhi |
| 35 | A-35 | Tika Yuningsih |
| 36 | A-36 | Viky Faisal |
| 37 | A-37 | Widiyanti Setiyono |
| 38 | A-38 | Nico Alexander |

Appendice XXXII

Paired Samples Statistics

| | | Mean | N | Std. Deviation | Std. Error Mean |
|--------|-----------|---------|----|----------------|-----------------|
| Pair 1 | PostTest3 | 93.8158 | 38 | 7.11244 | 1.15379 |
| | PreTest | 55.9211 | 38 | 8.04172 | 1.30454 |

Paired Samples Correlations

| | | N | Correlation | Sig. |
|--------|---------------------|----|-------------|------|
| Pair 1 | PostTest3 & PreTest | 38 | .539 | .000 |