

## Pre-Test

School : SMP BHAKTI JAKARTA

Subject : English

Day/Date : Monday, April 18<sup>th</sup> 2016

Time allocation : 60 minutes

Class : VIII

Name : \_\_\_\_\_

**A. Read the sentences carefully and choose the correct option to complete the sentences by crossing (X) a, b, c, or d!**

1. My father fits and repairs electrical things, he is an ....
  - a. electric
  - b. electrical
  - c. architect
  - d. electrician
2. Chris John is the most famous.... athlete in Indonesia
  - a. billiard
  - b. volley ball
  - c. sprint
  - d. boxing
3. The boys are playing football in the....
  - a. soccer field
  - b. library
  - c. studio band
  - d. classroom

4. A person who delivers mail is called a....

- |            |            |
|------------|------------|
| a. postman | c. mailman |
| b. postmen | d. mailers |

5. What kind of sport is this? This is....



- |                  |                 |
|------------------|-----------------|
| a. heavy lifting | c. swimming     |
| b. billiard      | d. table tennis |

6. The students buy meal at the....

- |                 |            |
|-----------------|------------|
| a. parking area | c. field   |
| b. english lab  | d. canteen |

7. A.... is person who attends passengers (as on an airplane)

- |               |            |
|---------------|------------|
| a. stewardess | c. dentist |
| b. nurse      | d. artist  |

8. A person who performs dance is called....

- |           |           |
|-----------|-----------|
| a. lawyer | c. tailor |
| b. artist | d. dancer |

9. Taufik Hidayat won the gold medal on.... last year

- |              |           |
|--------------|-----------|
| a. badminton | c. boxing |
| b. chess     | d. soccer |

10. Danu is receiving counseling to cope his problem of study with Ms. Maria in a....

- |                    |            |
|--------------------|------------|
| a. laboratory      | c. canteen |
| b. counseling room | d. library |

11. Mr. Anto teaches the students 'How to make a blog' in a....

- |                  |              |
|------------------|--------------|
| a. computer room | c. library   |
| b. canteen       | d. classroom |

12. A place where classes meet is called....

- |              |                   |
|--------------|-------------------|
| a. rest room | c. teacher's room |
| b. hall      | d. classroom      |

13. If you get a toothache, you have to go to a....

- |               |           |
|---------------|-----------|
| a. stewardess | c. nurse  |
| b. dentist    | d. barber |

14. The sport of riding the surf on a surfboard is called....

- |             |             |
|-------------|-------------|
| a. surfing  | c. fighting |
| b. billiard | d. fencing  |

15. Andi is a smart student, he likes to read books at the....

- |                    |                     |
|--------------------|---------------------|
| a. library         | c. laboratory       |
| b. counseling room | d. principal's room |

16. A..... is person who fight fires

- |                   |            |
|-------------------|------------|
| a. police officer | c. soldier |
| b. firefighter    | d. barber  |

17. A sport that usually takes place in the pool is .....sport

- a. surfing
- b. golf
- c. swimming
- d. wrestling

18. My mother.... some cakes every Saturday

- a. makes
- b. creates
- c. produces
- d. prepares



19. Mr. and Mrs. Rahmat have three children. They are Ratna, Arief and Ardi.

It means Mr. and Mrs. Rahmat have one ... and two ...

- a. Son, daughters
- b. Daughter, sons
- c. Daughter, daughters
- d. Son, sons

20. Mr. Dandy designs buildings. He is an.....

- a. Architect
- b. Lawyer
- c. Chef
- d. Nurse

**B. Put the words in the box into the column based on the type of the words!**

bring	fat	choose
hand	wear	day
allow	student	people
bitter	woman	fair
friendly	cook	good

No	Noun	Adjective	Verb
1			
2			
3			
4			
5			

**C. Match these antonyms!**

far

fast

slow

near

short

tall

low

old

new

high

## Appendix 2

## Answer Key of Pre-Test

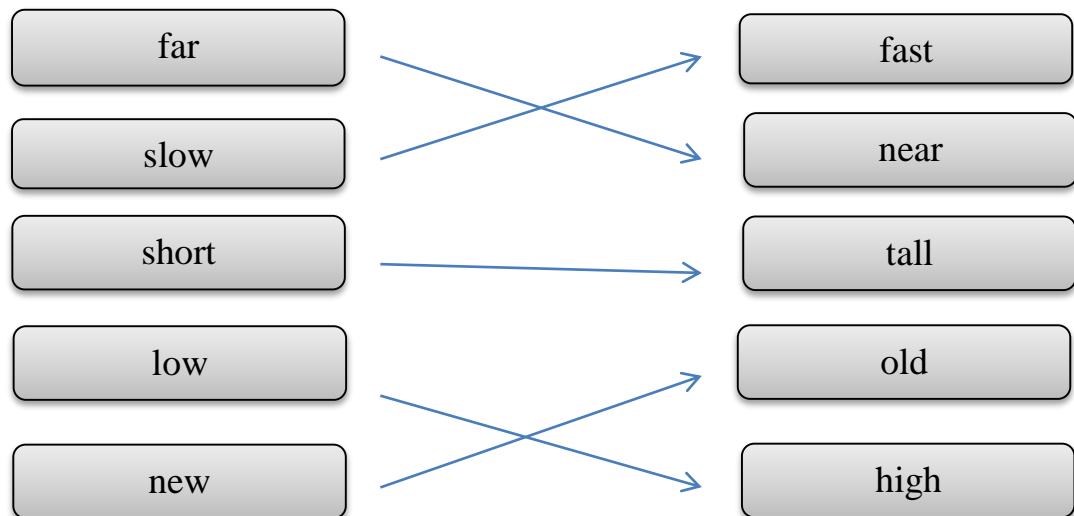
## A.

1. d	2. d	3. a	4. a	5. a
6. d	7. a	8. d	9. a	10. b
11. a	12. b	13. b	14. a	15. a
16. b	17. c	18. a	19. b	20. a

## B.

No	Noun	Adjective	Verb
1	hand	fair	choose
2	student	friendly	bring
3	day	good	wear
4	people	bitter	cook
5	woman	fat	allow

## C.



### Appendix 3

#### LESSON PLAN

School	: SMP BHAKTI JAKARTA
Grade/Semester	: VIII/2
Subject	: English
Micro skill	: Vocabulary
Topic of Discussion	: Word classes (noun, adjective and verb)
Time Allocation	: 2 x 45 minutes
Day/Date	: Monday, April 18 <sup>th</sup> , 2016
Meeting	: 1
Teacher	: Christopley

#### A. Standard Competency

- Expressing meaning in functional writing text and simple short essay in the form of *recount* and *narrative* to interact with daily life context.

#### B. Basic Competency

- Expressing meaning in functional text and simple, short essay form by using variety of written language accurately, fluently and thankful to interact with immediate environment

#### C. Achievement Indicators

1. The students able to identify noun, adjective and verb
2. The students able to write sentences using noun, adjective and verb

### D. Learning objective

1. The students should understand about noun, adjective and verb in text or sentences
2. The students should write sentences using noun, adjective and verb

### E. Learning material

Definition of noun	* A word uses to identify any of class of people, place, things or an idea.
Example of noun	* School, apple, students, table, book, pen, shoes, bank and animal, etc. - I want to eat a red <b>apple</b> after lunch - I have many <b>books</b> in my <b>home</b>
Definition of adjective	* An adjective is a kind of word that modifies a noun
Example of adjective	* Sad, angry, lazy, diligent, happy, polite, gloomy and honest, etc. - She is <b>sad</b> this morning because her mother do not let her to go out - Doni is <b>happy</b> because he gets a new motorcycle
Definition of verb	* A word used to describe an action, state or occurrence, and forming the main part of the predicate of a sentence
Example of verb	* Smoke, eat, run, buy, swimming and cook, etc. - She <b>buys</b> a new shoes every month - She is <b>swimming</b> in the pool



**F. Learning Techniques**

1. Explanation
2. Watching English cartoon film
3. Question answer
4. Exercises

**G. Learning Strategies**

1. Discussion
2. Group work
3. Answering questions

**H. Learning Resources**

- 1) A cartoon film (Horrien Henry film 1<sup>st</sup> episode)
- 2) Mukarto, Sujatmiko, Josephine, & Kiswara, 2007. *English on sky* 2. Jakarta: Erlangga.

**I. Media**

- 1) LCD
- 2) Laptop
- 3) Speaker
- 4) Whiteboard
- 5) Marker
- 6) Film

## J. Teaching and Learning Activities

Teacher's Activities	Students' Activities	Duration
<b>Pre teaching</b>		
1. Greeting the students 2. Checking the students' attendance 3. Checking their readiness "Are you ready to start our lesson today?"	1. Replying the teacher's greeting 2. Responding to the teacher 3. Responding the teacher	10 minutes
<b>While teaching</b>		
<i>Exploration</i> 1. Asking the students about noun, adjective and verb "Have you heard about noun, adjective and verb?" "Do you know what the definition of noun, adjective and verb?" 2. Giving explanations about noun, adjective and verb. 3. Giving the examples about noun, adjective and verb 4. Giving the examples how to write sentences using noun, adjective and verb	1. Answering the teacher's questions 2. Paying attention to the teacher 3. Paying attention to the teacher 4. Paying attention to the teacher	20 minutes

<p><i>Elaboration</i></p> <ol style="list-style-type: none"> <li>1. Giving instructions to find some nouns, adjectives and verbs in the film before showing the film and making sentences using noun, adjective and verb.</li> <li>2. Showing the cartoon film to the students</li> <li>3. Monitoring the students' activities in the class</li> </ol>	<ol style="list-style-type: none"> <li>1. Responding what the teacher says</li> <li>2. Watching the cartoon film</li> <li>3. Finding the nouns, adjectives and verbs in the film and making sentences using nouns, adjectives and verbs, and asking questions if they have problem</li> </ol>	<p>30 minutes</p>
<p><i>Confirmation</i></p> <ol style="list-style-type: none"> <li>1. Asking the students to submit their work</li> <li>2. Discussing the students' works with students</li> <li>3. Giving chance to the students to ask what they don't understand about the material</li> </ol>	<ol style="list-style-type: none"> <li>1. Submitting their work to the teacher</li> <li>2. Discussing their works with teacher and correcting their wrong answers</li> <li>3. Telling the teacher what they don't understand about the material (if they have)</li> </ol>	<p>20 minutes</p>
<p><b>Post teaching</b></p>		
<ol style="list-style-type: none"> <li>1. Giving feedback and reinforcement to the students</li> <li>2. Asking the students to conclude</li> </ol>	<ol style="list-style-type: none"> <li>1. Paying attention to the teacher</li> <li>2. Concluding what they have</li> </ol>	<p>10 minutes</p>

briefly what they have learnt	learnt	
3. Closing the lesson and saying good bye	3. Saying good bye	

Approved by,

Teacher

Researcher

Asep Suryaman, BA.

Christopley

Principle

Asep Suryaman, BA.

## LESSON PLAN

School	: SMP BHAKTI JAKARTA
Grade/Semester	: VIII/2
Subject	: English
Micro skill	: Vocabulary
Topic of Discussion	: Antonym and word definition
Time Allocation	: 2 x 45 minutes
Day/Date	: Monday, April 25 <sup>th</sup> , 2016
Meeting	: 2
Teacher	: Christopley

### A. Standard Competency

- Expressing meaning in functional writing text and simple short essay in the form of *recount* and *narrative* to interact with daily life context.

### B. Basic Competency

- Expressing meaning in functional text and simple, short essay form by using variety of written language accurately, fluently and thankful to interact with immediate environment

### C. Achievement Indicators

1. The students able to match the antonyms
2. The students able to explain the words
3. The students able to write sentences using antonyms and word definition

**D. Learning objective**

1. The students should understand about antonym
2. The students should understand about word definition
3. The students should write sentences using antonyms from the cartoon film and find the definition from the words

**E. Learning material**

## a. Definition of antonym

An antonym is a word that has the opposite meaning of another word. It refers to a word that is completely different from another one.

Here are some opposite words:

Hot	Cold
Left	Right
Up	Down
Near	Far
Small	Big
Alive	Dead
Young	Old
day	Night
Male	Female
Wet	Dry

Here are some examples about word definition:

Teacher	Someone whose job is teach in a school or college
---------	---

Library	a building, room or organization that has a collection, especially of books for people to read or borrow
Dancer	someone who dances either as a job or for pleasure
School	a place where people go to be educated
Radiator	a device, usually a container filled with water, that sends out heat, often as part of a heating or cooling system

#### **F. Learning Techniques**

1. Explanation
2. Watching English cartoon film
3. Question answer
4. Exercises

#### **G. Learning Strategies**

1. Discussion
2. Group work
3. Answering questions

#### **H. Learning Resources**

- 1) A cartoon film (Horrien Henry film 2<sup>nd</sup> episode)
- 2) Mukarto, Sujatmiko, Josephine, & Kiswara, 2007. *English on sky 2*. Jakarta: Erlangga.
- 3) Cambridge dictionary

#### **I. Media**

- 1) LCD



- 2) Laptop
- 3) Speaker
- 4) Whiteboard
- 5) Marker
- 6) Film

### J. Teaching and Learning Activities

Teacher's Activities	Students' Activities	Duration
<b>Pre teaching</b>		
1. Greeting the students 2. Checking the students' attendance 3. Checking their readiness "Are you ready to start our lesson today?"	1. Replying the teacher's greeting 2. Responding to the teacher 3. Responding the teacher	10 minutes
<b>While teaching</b>		
<i>Exploration</i> 1. Asking the students about antonym and word definition "Have you heard about antonym and word definition?" "Do you know what the definition of antonym?" "Do you know about word definition?"	1. Answering the teacher's questions	20 minutes

<ul style="list-style-type: none"> <li>2. Giving explanations about antonym and word definition</li> <li>3. Giving the examples about antonym and word definition</li> <li>4. Giving the examples how to match the antonyms</li> </ul>	<ul style="list-style-type: none"> <li>2. Paying attention to the teacher</li> <li>3. Paying attention to the teacher</li> <li>4. Paying attention to the teacher</li> </ul>	
<p><i>Elaboration</i></p> <ul style="list-style-type: none"> <li>1. Giving instructions to find adjectives and verbs in the film before showing the film and match the antonyms and find the definition of the words that they get from the film</li> <li>2. Showing the cartoon film to the students</li> <li>3. Monitoring the students' activities in the class</li> </ul>	<ul style="list-style-type: none"> <li>1. Responding what the teacher says</li> <li>2. Watching the cartoon film</li> <li>3. Finding the adjectives and verbs in the film and find the antonyms of the words that they get from the film, find the definition of the words that they get from the cartoon film and asking questions if they have problem</li> </ul>	<p>30 minutes</p>

<p><i>Confirmation</i></p> <ol style="list-style-type: none"> <li>1. Asking the students to submit their work</li> <li>2. Discussing the students' works with students</li> <li>3. Giving chance to the students to ask what they don't understand about the material</li> </ol>	<ol style="list-style-type: none"> <li>1. Submitting their work to the teacher</li> <li>2. Discussing their works with teacher and correcting their wrong answers</li> <li>3. Telling the teacher what they don't understand about the material (if they have)</li> </ol>	<p>20 minutes</p>
<p><b>Post teaching</b></p>		
<ol style="list-style-type: none"> <li>1. Giving feedback and reinforcement to the students</li> <li>2. Asking the students to conclude briefly what they have learnt</li> <li>3. Closing the lesson and saying good bye</li> </ol>	<ol style="list-style-type: none"> <li>1. Paying attention to the teacher</li> <li>2. Concluding what they have learnt</li> <li>3. Saying good bye</li> </ol>	<p>10 minutes</p>

Approved by,

Teacher

Researcher

Asep Suryaman, BA.

Christopley

Principle

Asep Suryaman, BA.

## LESSON PLAN

School	: SMP BHAKTI JAKARTA
Grade/Semester	: VIII/2
Subject	: English
Micro skill	: Vocabulary
Topic of Discussion	: Word classes (noun, adjective and verb)
Time Allocation	: 2 x 45 minutes
Day/Date	: Monday, May 2 <sup>nd</sup> , 2016
Meeting	: 3
Teacher	: Christopley

### A. Standard Competency

- Expressing meaning in functional writing text and simple short essay in the form of *recount* and *narrative* to interact with daily life context.

### B. Basic Competency

- Expressing meaning in functional text and simple, short essay form by using variety of written language accurately, fluently and thankful to interact with immediate environment

### C. Achievement Indicators

1. The students able to identify noun, adjective and verb
2. The students able to write sentences using noun, adjective and verb

### D. Learning objective

1. The students should understand about noun, adjective and verb in text or sentences
2. The students should write sentences using noun, adjective and verb

### E. Learning material

Definition of noun	* A word uses to identify any of class of people, place, things or an idea.
Example of noun	* Library, laptop, teacher, chair, cupboard, flower, shock, home and bicycle, etc. - Does he go round on <b>bicycle</b> in his spare time, or does he go round on <b>foot</b> ? - Does Henry have real <b>flowers</b> in his own house, or does he have artificial ones?
Definition of adjective	* An adjective is a kind of word that modifies a noun
Example of adjective	* Expensive, poor, happy, strong, hungry, afraid, etc. - Jhon is afraid when he walked alone last night - My friend is very <b>strong</b> more than me
Definition of verb	* A word used to describe an action, state or occurrence, and forming the main part of the predicate of a sentence
Example of verb	* Wear, go, watch, walk, and dance, etc. - Is Jane <b>wearing</b> a new dress, or is she

	wearing an old one? - Did we <u>go</u> to the seaside on Sunday or not?
--	--

#### **F. Learning Techniques**

1. Watching English cartoon film
2. Explanation
3. Question answer
4. Exercises

#### **G. Learning Strategies**

1. Discussion
2. Group work
3. Answering questions

#### **H. Learning Resources**

- 1) A cartoon film (Good Dinosaur film)
- 2) Mukarto, Sujatmiko, Josephine, & Kiswara, 2007. *English on sky 2*. Jakarta: Erlangga.
- 3) Alexander, 1997. *A first book in comprehension precis and composition*. London: Longman

#### **I. Media**

- 1) LCD
- 2) Laptop
- 3) Speaker
- 4) Whiteboard
- 5) Marker

## 6) Film

**J. Teaching and Learning Activities**

Teacher's Activities	Students' Activities	Duration
<b>Pre teaching</b>		
1. Greeting the students 2. Checking the students' attendance 3. Checking their readiness "Are you ready to start our lesson today?"	1. Replying the teacher's greeting 2. Responding to the teacher 3. Responding the teacher	10 minutes
<b>While teaching</b>		
<i>Exploration</i> 1. Asking the students about noun, adjective and verb "Have you heard about noun, adjective and verb?" "Do you know what the definition of noun, adjective and verb?" 2. Giving explanations about noun, adjective and verb. 3. Giving the examples about noun, adjective and verb 4. Giving the examples how to write sentences using noun,	1. Answering the teacher's questions 2. Paying attention to the teacher 3. Paying attention to the teacher 4. Paying attention to the teacher	20 minutes



adjective and verb		
<i>Elaboration</i> <ol style="list-style-type: none"> <li>1. Giving instructions to find 20 nouns, adjectives and verbs in the film before showing the film and making sentences using noun, adjective and verb.</li> <li>2. Showing the cartoon film to the students</li> <li>3. Monitoring the students' activities in the class</li> </ol>	<ol style="list-style-type: none"> <li>1. Responding what the teacher says</li> <li>2. Watching the cartoon film</li> <li>3. Finding the nouns, adjectives and verbs in the film and making sentences using nouns, adjectives and verbs, and asking questions if they have problem</li> </ol>	30 minutes
<i>Confirmation</i> <ol style="list-style-type: none"> <li>1. Asking the students to submit their work</li> <li>2. Discussing the students' works with students</li> <li>3. Giving chance to the students to ask what they don't understand about the material</li> </ol>	<ol style="list-style-type: none"> <li>1. Submitting their work to the teacher</li> <li>2. Discussing their works with teacher and correcting their wrong answers</li> <li>3. Telling the teacher what they don't understand about the material (if they have)</li> </ol>	20 minutes
<b>Post teaching</b>		
1. Giving feedback and reinforcement to the students	1. Paying attention to the teacher	10

2. Asking the students to conclude briefly what they have learnt	2. Concluding what they have learnt	minutes
3. Closing the lesson and saying good bye	3. Saying good bye	

Approved by,

Teacher

Researcher

Asep Suryaman, BA.

Christopley

Principle

Asep Suryaman, BA.

## LESSON PLAN

School	: SMP BHAKTI JAKARTA
Grade/Semester	: VIII/2
Subject	: English
Micro skill	: Vocabulary
Topic of Discussion	: Antonym and word definition
Time Allocation	: 2 x 45 minutes
Day/Date	: Monday, May 2 <sup>nd</sup> , 2016
Meeting	: 4
Teacher	: Christopley

### A. Standard Competency

- Expressing meaning in functional writing text and simple short essay in the form of *recount* and *narrative* to interact with daily life context.

### B. Basic Competency

- Expressing meaning in functional text and simple, short essay form by using variety of written language accurately, fluently and thankful to interact with immediate environment

### C. Achievement Indicators

1. The students able to match the antonyms
2. The students able to explain the words
3. The students able to write sentences using antonyms and word definition

**D. Learning objective**

1. The students should understand about antonym
2. The students should understand about word definition
3. The students should write sentences using antonyms from the cartoon film and find the definition from the words

**E. Learning material**

## a. Definition of antonym

An antonym is a word that has the opposite meaning of another word. It refers to a word that is completely different from another one.

Here are some opposite words:

Beautiful	Ugly
Accept	Deny
Smart	Stupid
Fail	Succeed
Withdraw	Deposit
Empty	Full
Best	Worst
Foolish	Wise
Brave	Scare
Noisy	Quiet

Here are some examples about word definition:

Provide	To give someone something that they need
Wind	A current of air moving approximately horizontally,

	especially one strong enough to be felt
Thunder	The sudden loud noise that comes from the sky especially during a storm
Storm	An extreme weather condition with very strong wind, heavy rain, and often thunder and lightning
Afraid	Feeling fear, or feeling worry about the possible results of a particular situation

#### **F. Learning Techniques**

1. Watching English cartoon film
2. Explanation
3. Question answer
4. Exercises

#### **G. Learning Strategies**

1. Discussion
2. Group work
3. Answering questions

#### **H. Learning Resources**

- 1) A cartoon film (The Good Dinosaur film)
- 2) Mukarto, Sujatmiko, Josephine, & Kiswara, 2007. *English on sky* 2. Jakarta: Erlangga.
- 3) Cambridge dictionary

**I. Media**

- 1) LCD
- 2) Laptop
- 3) Speaker
- 4) Whiteboard
- 5) Marker
- 6) Film

**J. Teaching and Learning Activities**

Teacher's Activities	Students' Activities	Duration
<b>Pre teaching</b>		
1. Greeting the students 2. Checking the students' attendance 3. Checking their readiness "Are you ready to start our lesson today?"	1. Replying the teacher's greeting 2. Responding to the teacher 3. Responding the teacher	10 minutes
<b>While teaching</b>		
<i>Exploration</i> 1. Asking the students about antonym and word definition "Have you heard about antonym and word definition?" "Do you know what the definition of antonym?" "Do you know about word	1. Answering the teacher's questions	20 minutes

definition” 2. Giving explanations about antonym and word definition 3. Giving the examples about antonym and word definition 4. Giving the examples how to match the antonyms	2. Paying attention to the teacher  3. Paying attention to the teacher  4. Paying attention to the teacher	
<i>Elaboration</i> 1. Giving instructions to find adjectives and verbs in the film before showing the film and match the antonyms and find the definition of the words that they get from the film 2. Showing the cartoon film to the students 3. Monitoring the students’ activities in the class	1. Responding what the teacher says  2. Watching the cartoon film  3. Finding the adjectives and verbs in the film and find the antonyms of the words that they get from the film, find the definition of the words that they get from the cartoon film and asking questions if they have problem	30 minutes



<p><i>Confirmation</i></p> <ol style="list-style-type: none"> <li>1. Asking the students to submit their work</li> <li>2. Discussing the students' works with students</li> <li>3. Giving chance to the students to ask what they don't understand about the material</li> </ol>	<ol style="list-style-type: none"> <li>1. Submitting their work to the teacher</li> <li>2. Discussing their works with teacher and correcting their wrong answers</li> <li>3. Telling the teacher what they don't understand about the material (if they have)</li> </ol>	<p>20 minutes</p>
<p><b>Post teaching</b></p>		
<ol style="list-style-type: none"> <li>1. Giving feedback and reinforcement to the students</li> <li>2. Asking the students to conclude briefly what they have learnt</li> <li>3. Closing the lesson and saying good bye</li> </ol>	<ol style="list-style-type: none"> <li>1. Paying attention to the teacher</li> <li>2. Concluding what they have learnt</li> <li>3. Saying good bye</li> </ol>	<p>10 minutes</p>

Approved by,

Teacher

Researcher

Asep Suryaman, BA.

Christopley

Principle

Asep Suryaman, BA.

**Appendix 4****Post-Test 1**

School : SMP BHAKTI JAKARTA  
Subject : English  
Day/Date : Monday, April 25<sup>th</sup> 2016  
Time allocation : 60 minutes  
Class : VIII  
Name : \_\_\_\_\_

**A. Read the sentences carefully and choose the correct option to complete the sentences by crossing (X) a, b, c, or d!**

1. Henry is a child who disturbs his brother every day, he is a....
  - a. bad boy
  - b. good boys
  - c. bad boys
  - d. bad men
  
2. A person who is learning at a college or university is a....
  - a. farmer
  - b. pilot
  - c. university student
  - d. driver
  
3. Henry, peter and their father buy tomatoes, cucumbers and salads at the....
  - a. supermarket
  - b. boutique
  - c. hospital
  - d. school

4. Something bad that happens which is not expected is....

- a. incident
- b. accident
- c. independent
- d. abundant

5. What is this thing? This is....



- a. bag
- b. pail
- c. cart
- d. trolley

6. Henry always helps his mother at home, he is a....

- a. diligent boy
- b. smart boys
- c. diligent boys
- d. lazy boy

7. A person who hates or opposes the other person is called....

- a. intruder
- b. nurse
- c. driver
- d. artist

8. Henry's father and Henry's mother is Henry's....

- a. granddaughter
- b. parents
- c. stepdaughter
- d. stepmother and stepfather

9. A place where the students learn is called....

- a. mall
- b. bank
- c. canteen
- d. school

10. Henry gives his mother and father glass of juice. How many glass juice does he bring?



- a. a glass of juice
  - b. two glasses of juice
  - c. many glasses of juice
  - d. much glass of juices
11. Henry is a student who gets bad score in his school. Henry is a.... boy
- a. smart
  - b. stupid
  - c. smart and polite
  - d. good
12. A place to care or help the sick people is called....
- a. hotel
  - b. mall
  - c. house
  - d. hospital
13. At the 4<sup>th</sup> episode of Horrid Henry film. Henry is a child who disturbs his father's guest, so Henry is a.... boy
- a. smart
  - b. naughty
  - c. polite
  - d. stupid
14. At the 7<sup>th</sup> episode Horrid Henry film. Henry and his family go to forest for....
- a. camping
  - b. shopping
  - c. sleeping
  - d. studying
15. Peter is a smart student at his class, he likes to read books at the....
- a. library
  - c. laboratory

- b. counseling room                      d. principal's room

16. A person who teaches students at school is called a....

- a. police                                      c. teacher  
b. driver                                      d. president

17. Henry always sets his.... at night so that he could wake up early

- a. alarm                                      c. laptop  
b. radio                                      d. television

18. A skilled and trained cook who works in a hotel or restaurant, a cook has meaning to....

- a. lawyer                                      c. chef  
b. teacher                                      d. tailor

19. There are three ... in the classroom.

- a. box    c. boxes  
b. boxs    d. boxies

20. Mr. and Mrs. Anto have two....

- a. child    c. childrens  
b. children                                      d. childrenes

**B. Put the words in the box into the column based on the type of the words!**

teacher	accidental	pretty
kick	supermarket	door
forgive	fight	curse
table	run	happy
wait	love	report

No	Noun	Adjective	Verb
1			
2			
3			
4			
5			

**C. Match these antonyms!**

soft

sick

thin

clean

big

well

loud

small

dirty

fat

Validated by,

Asep Suryaman, BA



## Appendix 5

## Answer Key of Post-Test 1

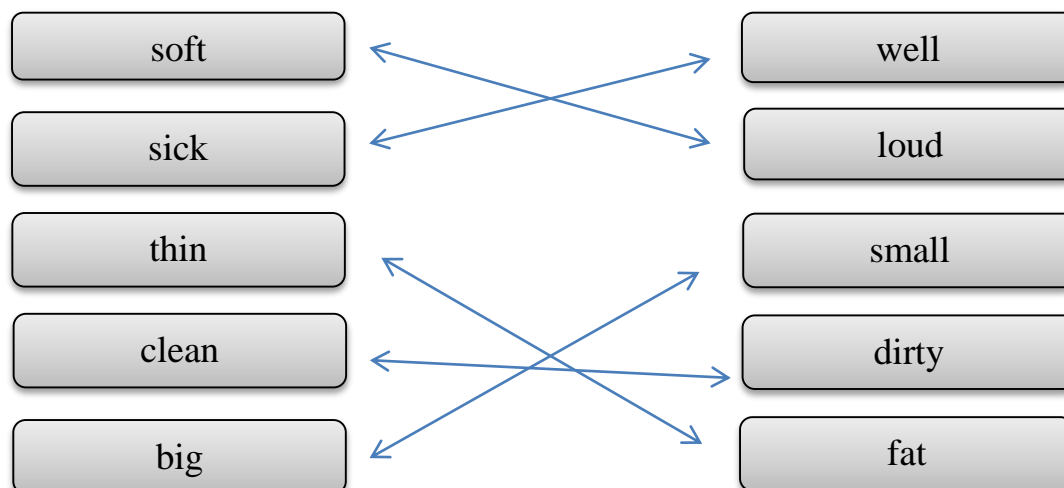
A.

1. a	2. c	3. a	4. b	5. d
6. a	7. a	8. b	9. d	10. b
11. b	12. d	13. b	14. a	15. a
16. c	17. a	18. c	19. c	20. b

B.

No	Noun	Adjective	Verb
1	teacher	love	fight
2	door	forgive	kick
3	table	accidental	run
4	supermarket	pretty	curse
5	report	happy	wait

C.



**Appendix 6****Post-Test II**

School : SMP BHAKTI JAKARTA  
Subject : English  
Day/Date : Wednesday, May 25<sup>th</sup> 2016  
Time allocation : 60 minutes  
Class : VIII  
Name : \_\_\_\_\_

**A. Read the sentences carefully and choose the correct option to complete the sentences by crossing (X) a, b, c, or d!**

1. Arlo and his family are farmers, so Arlo and his family work at the....
  - a. farm
  - b. Office
  - c. hospital
  - d. school
  
2. Arlo's father was .... the plants with his mouth
  - a. stomping
  - b. watering
  - c. occupying
  - d. throwing
  
3. Can you.... me what time the film starts, please?
  - a. speak
  - b. tell
  - c. talker
  - d. speaker
  
4. Arlo always swims in the.... before he goes to the farm

- a. office
- b. library
- c. river
- d. school

5. I like Dave Allen very much. He is so funny. He always makes me....

- a. laugh
- b. sad
- c. sleepy
- d. angry

6. I don't like going to the farm tonight because I am *fear*.

The italic word above has the same meaning with....

- a. afraid
- b. brave
- c. dare
- d. astonish

7. Arlo was a child who did not dare to walk alone at night. He was a .... boy

- a. coward
- b. stupid
- c. shy
- d. grumpy

8. Could you.... from my class to other class?

- a. move
- b. write
- c. put
- d. sleep

9. The boss asked his employees to do their .... well

- a. worker
- b. ambition
- c. worked
- d. job

10. Did you.... the film on television last night?

- a. look at
- b. watch
- c. hear
- d. listen

11. My cat.... when he was 3 months old

- |         |          |
|---------|----------|
| a. born | c. sleep |
| b. died | d. eat   |

12. Do you.... to work or do you go by bus?

- |          |          |
|----------|----------|
| a. drive | c. smoke |
| b. sleep | d. tired |

13. What time do you usually.... in the morning?

- |            |             |
|------------|-------------|
| a. go up   | c. raise    |
| b. wake up | d. take off |

14. I find it hard to.... these days. I really must stop smoking

- |            |         |
|------------|---------|
| a. holiday | c. run  |
| b. going   | d. goes |

15. Arlo and Spot climb the.... to see the sunrise

- |          |             |
|----------|-------------|
| a. sea   | c. mountain |
| b. river | d. lake     |

16. Could you.... the window please? It's very cold in here

- |          |          |
|----------|----------|
| a. close | c. teach |
| b. throw | d. cook  |

17. I feel very tired today because I.... from morning until night

- |          |          |
|----------|----------|
| a. sleep | c. smoke |
|----------|----------|

- b. walk                      d. take a rest

18. My wife will always get angry if I... our wedding anniversary

- a. running                      c. forget  
b. lose                          d. do

19. Could you.... me to find the way to the station?

- a. help                                      c. training  
b. teach                                     d. use

20. Would you like to.... to my party on Friday?

- a. leave                      c. sleep  
b. live                        d. come  
c.

**B. Put the words in the box into the column based on the type of the words!**

<b>farm</b>	<b>food</b>	<b>alive</b>
<b>move</b>	<b>mountain</b>	<b>watch</b>
<b>afraid</b>	<b>angry</b>	<b>meet</b>
<b>grubby</b>	<b>died</b>	<b>find</b>
<b>river</b>	<b>help</b>	<b>home</b>

No	Noun	Adjective		Verb	
1		6		11	
2		7		12	
3		8		13	
4		9		14	
5		10		15	

**C. Match these antonyms!**

1.

closed

late

2.

early

remember

3.

awake

dead

4.

forget

open

alive

asleep

Validated by,

Asep Suryman, BA.

## Appendix 7

## Answer Key of Post-Test 2

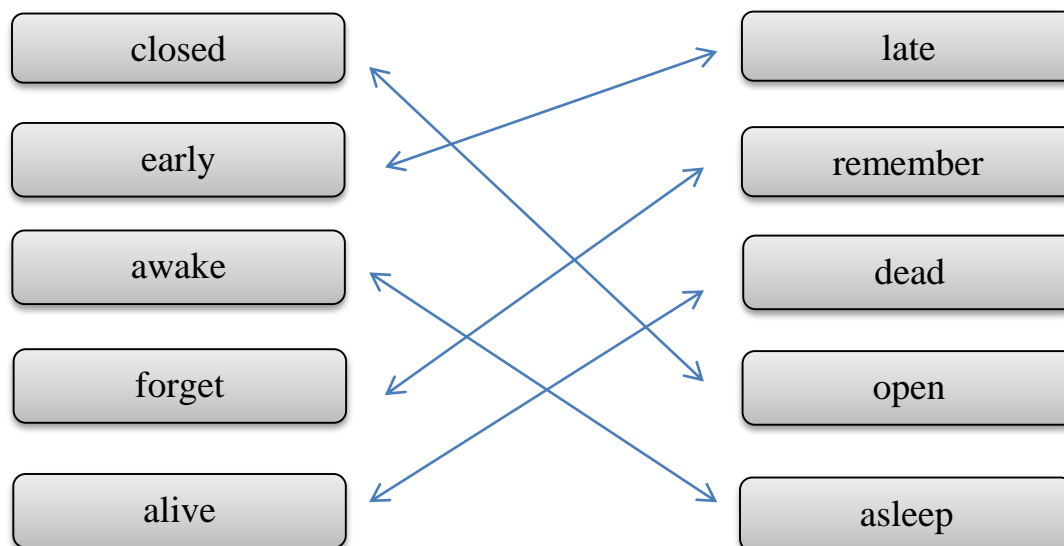
A.

1. a	2. b	3. b	4. c	5. a
6. b	7. a	8. a	9. d	10. b
11. b	12. a	13. b	14. c	15. c
16. a	17. b	18. c	19. a	20. d

B.

No	Noun	Adjective	Verb
1	mountain	afraid	Watch
2	farm	grubby	Meet
3	river	angry	Move
4	food	dead	Find
5	home	alive	Help

C.





## Appendix 8



## Appendix 9

### The Observation Sheet of Cycle 1

School : SMP BHAKTI JAKARTA

Class : VIII ( Eight )

Date : April, 18<sup>th</sup> 2016

Meeting : 1

Put a thick (√) on Yes or No

No	Teacher's activities	Students' activities	Distribut ion		Note
			Yes	No	
	Opening Activities				
1	The teacher greets the students	The students respond the teacher's greeting	√		
2	The teacher takes the attendance list of the student and call them one by one	The students respond the teacher	√		
3	The teacher conveys the learning objective	The students respond the teacher	√		
Main Activites					
4	The teacher explains the material about noun, adjective and verb	The students hear what the teacher says and asks what they do not understand	√		
5	The teacher gives instructions to the students to find some verbs, nouns and adjectives in the film before playing the film	The students respond what the teacher says	√		
6	The teacher plays the film	The students watch the film			

	to be watched by the students and monitors their activities in the class	and find some nouns, adjectives and verbs in the film, afterward they submit their work	√		
<b>Closing Activities</b>					
7	The teacher checks the students' work and discuss it together in the class	The students correct their wrong answers	√		
8	The teacher asks the students what they don't understand	The students tell to the teacher what they don't understand	√		
9	The teacher answer the students' questions	The students hear what the teacher says	√		
10	_____	The students become active in classroom	√		
11	_____	The students are interested to watch the film and find verbs, nouns and adjectives in the film		√	
12	The teacher uses time effectively	_____		√	
13	The teacher uses the cartoon film as the main teaching aid	_____	√		
14	The teacher uses laptop, LCD, whiteboard, and boardmarker as addition teaching aids	_____		√	Only laptop, whiteboard and board marker
15	The teacher gives clear instructions	_____	√		

The number of absence students : -

The total number of students : 23

**Observer**

**Nixon Febrianto**

### The Observation Sheet of Cycle 1

School : SMP BHAKTI JAKARTA

Class : VIII ( Eight )

Date : April, 25<sup>th</sup> 2016

Meeting : 2

Put a thick (√) on Yes or No

No	Teacher’s activities	Students’ activities	Distribut ion		Note
			Yes	No	
	Opening Activities				
1	The teacher greets the students	The students respond the teacher’s greeting	√		
2	The teacher takes the attendance list of the student and call them one by one	The students respond the teacher	√		
3	The teacher conveys the learning objective	The students respond the teacher	√		
Main Activites					
4	The teacher explains the material about antonym and word definition	The students hear what the teacher says and asks what they do not understand	√		
5	The teacher gives instructions to the students to find some adjectives and verbs in the film before playing the film and find the antonym of	The students respond what the teacher says	√		

	the words that they get from film and find the definition of the words that they get from film				
6	The teacher plays the film to be watched by the students and monitors their activities in the class	The students watch the film and find some adjectives and verbs in the film and find the antonyms and the definition of the words, afterward they submit their work	√		
<b>Closing Activities</b>					
7	The teacher checks the students' work and discuss it together in the class	The students correct their wrong answers	√		
8	The teacher asks the students what they don't understand	The students tell to the teacher what they don't understand	√		
9	The teacher answer the students' questions	The students hear what the teacher says	√		
10	_____	The students become active in classroom		√	
11	_____	The students are interested to watch the film and do the exercises		√	
12	The teacher uses time effectively	_____		√	
13	The teacher uses the cartoon film as the main teaching aid	_____	√		
14	The teacher uses laptop, LCD, whiteboard, and boardmarker as addition teaching aids	_____		√	There was no LCD
15	The teacher gives clear instructions	_____	√		

The number of absence students : -

The total number of students : 23

**Observer**

**Nixon Febrianto**

### The Observation Sheet of Cycle 2

School : SMP BHAKTI JAKARTA

Class : VIII ( Eight )

Date : May, 02<sup>nd</sup> 2016

Meeting : 3

Put a thick (√) on Yes or No

No	Teacher's activities	Students' activities	Distribut ion		Note
			Yes	No	
	Opening Activities				
1	The teacher greets the students	The students respond the teacher's greeting	√		
2	The teacher takes the attendance list of the student and call them one by one	The students respond the teacher	√		
3	The teacher conveys the learning objective	The students respond the teacher	√		
Main Activites					
4	The teacher explains the material about noun, adjective and verb	The students hear what the teacher says and asks what they do not understand	√		
5	The teacher gives instructions to the students to find some verbs, nouns and adjectives in the film before playing the film	The students respond what the teacher says	√		
6	The teacher plays the film	The students watch the film			



	to be watched by the students and monitors their activities in the class	and find some nouns, adjectives and verbs in the film, afterward they submit their work	√		
<b>Closing Activities</b>					
7	The teacher checks the students' work and discuss it together in the class	The students correct their wrong answers	√		
8	The teacher asks the students what they don't understand	The students tell to the teacher what they don't understand	√		
9	The teacher answer the students' questions	The students hear what the teacher says	√		
10	_____	The students become active in classroom	√		
11	_____	The students are interested to watch the film and find verbs, nouns and adjectives in the film	√		
12	The teacher uses time effectively	_____	√		
13	The teacher uses the cartoon film as the main teaching aid	_____	√		
14	The teacher uses laptop, LCD, whiteboard, and boardmarker as addition teaching aids	_____		√	There was no LCD
15	The teacher gives clear instructions	_____	√		

The number of absence students : -

The total number of students : 23

**Observer**

**Nixon Febrianto**

### The Observation Sheet of Cycle 2

School : SMP BHAKTI JAKARTA

Class : VIII ( Eight )

Date : May, 02<sup>nd</sup> 2016

Meeting : 4

Put a thick (√) on Yes or No

No	Teacher's activities	Students' activities	Distribut ion		Note
			Yes	No	
	Opening Activities				
1	The teacher greets the students	The students respond the teacher's greeting	√		
2	The teacher takes the attendance list of the student and call them one by one	The students respond the teacher	√		
3	The teacher conveys the learning objective	The students respond the teacher	√		
Main Activites					
4	The teacher explains the material about antonym and word definition	The students hear what the teacher says and asks what they do not understand	√		
5	The teacher gives instructions to the students to find some adjectives and verbs in the film before playing the film and find the antonym of	The students respond what the teacher says	√		

	the words that they get from film and find the definition of the words that they get from film				
6	The teacher plays the film to be watched by the students and monitors their activities in the class	The students watch the film and find some adjectives and verbs in the film and find the antonyms and the definition of the words, afterward they submit their work	√		
<b>Closing Activities</b>					
7	The teacher checks the students' work and discuss it together in the class	The students correct their wrong answers	√		
8	The teacher asks the students what they don't understand	The students tell to the teacher what they don't understand	√		
9	The teacher answer the students' questions	The students hear what the teacher says	√		
10	_____	The students become active in classroom	√		
11	_____	The students are interested to watch the film and do the exercises	√		
12	The teacher uses time effectively	_____	√		
13	The teacher uses the cartoon film as the main teaching aid	_____	√		
14	The teacher uses laptop, LCD, whiteboard, and boardmarker as addition teaching aids	_____		√	There is no LCD
15	The teacher gives clear instructions	_____	√		

The number of absence students : -

The total number of students : 23

**Observer**

**Nixon Febrianto**

## Appendix 10

## The Result of Questionnaire

No	PERNYATAAN	JAWABAN	
1	Saya suka film kartun berbahasa Inggris	<i>Sangat tidak setuju</i>	-
		<i>Tidak setuju</i>	-
		<i>Netral</i>	2 (8.69%)
		<i>Setuju</i>	11 (47.84%)
		<i>Sangat setuju</i>	10 (43.47%)
2	Saya dapat menghafal dengan mudah kosakata bahasa Inggris dengan bantuan film kartun berbahasa Inggris	<i>Sangat tidak setuju</i>	1 (4.34%)
		<i>Tidak setuju</i>	1 (4.34%)
		<i>Netral</i>	6 (26.08%)
		<i>Setuju</i>	13 (56.52%)
		<i>Sangat setuju</i>	2 (8.69%)
3	Saya suka belajar kosakata bahasa Inggris melalui menonton film kartun berbahasa Inggris	<i>Sangat tidak setuju</i>	1 (4.34%)
		<i>Tidak setuju</i>	-
		<i>Netral</i>	4 (17.39%)
		<i>Setuju</i>	13 (56.52%)
		<i>Sangat setuju</i>	5 (21.73%)
4	Menonton film kartun berbahasa Inggris membantu saya untuk mengerti dan memiliki banyak kosakata bahasa Inggris	<i>Sangat tidak setuju</i>	-
		<i>Tidak setuju</i>	1 (4.34%)
		<i>Netral</i>	-
		<i>Setuju</i>	11 (47.84%)
		<i>Sangat setuju</i>	11 (47.84%)
5	Saya senang dengan penjelasan guru tentang belajar kosakata bahasa Inggris melalui menonton film kartun berbahasa Inggris	<i>Sangat tidak setuju</i>	-
		<i>Tidak setuju</i>	2 (8.69%)
		<i>Netral</i>	3 (13.04%)
		<i>Setuju</i>	13 (56.52%)
		<i>Sangat setuju</i>	5 (21.73%)
6	Saya dapat mengetahui arti kosakata bahasa Inggris melalui menonton film kartun bahasa Inggris	<i>Sangat tidak setuju</i>	-
		<i>Tidak setuju</i>	-
		<i>Netral</i>	5 (21.73%)
		<i>Setuju</i>	13 (56.52%)
		<i>Sangat setuju</i>	5 (21.73%)
7	Menemukan kosakata bahasa Inggris yang baru melalui menonton film kartun berbahasa Inggris sangat menarik	<i>Sangat tidak setuju</i>	-
		<i>Tidak setuju</i>	1 (4.34%)
		<i>Netral</i>	2 (8.69%)
		<i>Setuju</i>	11 (47.84%)
		<i>Sangat setuju</i>	9 (39.13%)
8	Menonton film kartun berbahasa Inggris membuat	<i>Sangat tidak setuju</i>	-
		<i>Tidak setuju</i>	-

	saya fokus terhadap proses belajar mengajar	<i>Netral</i>	5 (21.73%)
		<i>Setuju</i>	12 (52.17%)
		<i>Sangat setuju</i>	6 (26.08%)
9	Tugas-tugas yang diberikan guru membantu saya mengerti pembelajaran kosakata bahasa Inggris	<i>Sangat tidak setuju</i>	1 (4.34%)
		<i>Tidak setuju</i>	-
		<i>Netral</i>	2 (8.69%)
		<i>Setuju</i>	16 (69.56%)
		<i>Sangat setuju</i>	4 (17.39%)
10	Menonton film kartun berbahasa Inggris memotivasi saya dalam belajar kosakata bahasa Inggris	<i>Sangat tidak setuju</i>	1 (4.34%)
		<i>Tidak setuju</i>	-
		<i>Netral</i>	1 (4.34%)
		<i>Setuju</i>	14 (60.86%)
		<i>Sangat setuju</i>	7 (30.43%)

## Appendix 11

## Students' Scores of Pre-Test

No	Name	Scores
1	Abdila Luthfi. M	47.5
2	Agung Purnama	57
3	Fidia Vindi Anastasia	62.5
4	Fitri Cahyani	57.5
5	Insaf Dilla	50
6	Jonathan Adi Putra	72.5
7	Ledy Day Mayarni. M	72.5
8	Magdalena Ros Agnes	60
9	Nabila Prisilia	57.5
10	Pandu Haryo Gema. M	75
11	Reinhart Sihombing	65
12	Rihan Safira Rizky	67.5
13	Rilo Pamudji	72.5
14	Samoel Tampubolon	72.5
15	Saogi Ramadhan R.M	52.5
16	Septiyanti Putri	55
17	Titus Dwi Cahya	72.5
18	Veronika Evelyne Cezarea	72.5
19	Vindika Arsanda	27.5
20	Wisnu Pramuaya. A	55
21	Juan Sebastian. F	55
22	Daud Pangaribuan	42.5
23	Marsel Surya. B	75
<b>TOTAL</b>		<b>1,397</b>
<b>AVERAGE</b>		<b>60.73</b>



## Appendix 12

## Students' Scores of Post-Test Cycle 1

No	Name	Scores
1	Abdila Luthfi. M	60
2	Agung Purnama	60
3	Fidia Vindi Anastasia	67.5
4	Fitri Cahyani	90
5	Insaf Dilla	80
6	Jonathan Adi Putra	95
7	Ledy Day Mayarni. M	85
8	Magdalena Ros Agnes	67.5
9	Nabila Prisilia	92.5
10	Pandu Haryo Gema. M	97.5
11	Reinhart Sihombing	80
12	Rihan Safira Rizky	87.5
13	Rilo Pamudji	95
14	Samoel Tampubolon	97.5
15	Saogi Ramadhan R.M	87.5
16	Septiyanti Putri	72.5
17	Titus Dwi Cahya	95
18	Veronika Evelyne Cezarea	82.5
19	Vindika Arsanda	47.5
20	Wisnu Pramuaya. A	72.5
21	Juan Sebastian. F	87.5
22	Daud Pangaribuan	65
23	Marsel Surya. B	95
<b>TOTAL</b>		<b>1,860</b>
<b>AVERAGE</b>		<b>80.86</b>

## Appendix 13

## Students' Scores of Post-Test Cycle 2

No	Name	Scores
1	Abdila Luthfi. M	70
2	Agung Purnama	92.5
3	Fidia Vindi Anastasia	90
4	Fitri Cahyani	92.5
5	Insaf Dilla	92.5
6	Jonathan Adi Putra	100
7	Ledy Day Mayarni. M	87.5
8	Magdalena Ros Agnes	77.5
9	Nabila Prisilia	92.5
10	Pandu Haryo Gema. M	97.5
11	Reinhart Sihombing	87.5
12	Rihan Safira Rizky	90
13	Rilo Pamudji	100
14	Samoel Tampubolon	100
15	Saogi Ramadhan R.M	92.5
16	Septiyanti Putri	87.5
17	Titus Dwi Cahya	100
18	Veronika Evelyne Cezarea	92.5
19	Vindika Arsanda	60
20	Wisnu Pramuaya. A	80
21	Juan Sebastian. F	95
22	Daud Pangaribuan	92.5
23	Marsel Surya. B	100
<b>TOTAL</b>		<b>2,070</b>
<b>AVERAGE</b>		<b>90</b>

## Appendix 14

Students' Scores of Pre-Test, Post-Test Cycle 1 &amp; 2

No	Name	Scores		
		Pre-Test	Post-Test Cycle 1	Post-Test Cycle 2
1	Abdila Luthfi. M	47.5	60	70
2	Agung Purnama	57	60	92.5
3	Fidia Vindi Anastasia	62.5	67.5	90
4	Fitri Cahyani	57.5	90	92.5
5	Insaf Dilla	50	80	92.5
6	Jonathan Adi Putra	72.5	95	100
7	Ledy Day Mayarni. M	72.5	85	87.5
8	Magdalena Ros Agnes	60	67.5	77.5
9	Nabila Prisilia	57.5	92.5	92.5
10	Pandu Haryo Gema. M	75	97.5	97.5
11	Reinhart Sihombing	65	80	87.5
12	Rihan Safira Rizky	67.5	87.5	90
13	Rilo Pamudji	72.5	95	100
14	Samoel Tampubolon	72.5	97.5	100
15	Saogi Ramadhan R.M	52.5	87.5	92.5
16	Septiyanti Putri	55	72.5	87.5
17	Titus Dwi Cahya	72.5	95	100
18	Veronika Evelyne Cezarea	72.5	82.5	92.5
19	Vindika Arsanda	27.5	47.5	60
20	Wisnu Pramuaya. A	55	72.5	80
21	Juan Sebastian. F	55	87.5	95
22	Daud Pangaribuan	42.5	65	92.5
23	Marsel Surya. B	75	95	100
<b>TOTAL</b>		<b>1,397</b>	<b>1,860</b>	<b>2,070</b>
<b>AVERAGE</b>		<b>60.73</b>	<b>80.86</b>	<b>90</b>

## Appendix 15

## Diary Notes

No	Date of Time	Description
1	Monday, April 18 <sup>th</sup> , 2016	It was the first meeting for the research between the researcher and the students. In the same day, the researcher gave pre-test then did the first treatment in cycle 1 but before gave the pre-test, the researcher informed the students what the researcher would do with them during next two months then told his undergraduate thesis' title. In the first treatment, the researcher divided the students into two groups for watching the cartoon film (the researcher's reason to divide the students in groups because there was no LCD). In this treatment the researcher played a cartoon film and asked them to find noun, verb and adjective during watching the English cartoon film and after watched the cartoon film, the researcher explained the definition about noun, verb and adjective. In teaching learning process, the researcher observed how the students' interest to watch the cartoon film and did the exercises and the researcher found some students not serious to watch the cartoon film and told with their friends. It was because the cartoon film played by the researcher was not interested and the time of teaching was in the afternoon.
2	Monday, April 25 <sup>th</sup> , 2016	The second meeting in cycle 1, the researcher came to the class and informed the students what

---

topic was going to be learned on the day. Thereafter, the researcher divided the students into two groups again and played the next episode of the cartoon film in first treatment and asked the students found antonyms of the words that they got from the film and found the word definition of the word that they got in the cartoon film. After watched the cartoon film and did the exercises, the researcher explained the definition about antonyms, word definition and gave the examples. In this treatment, the researcher observed again the teaching learning process and about 80% of the students active to follow the teaching learning process while 20% of the students still told with their friends during the cartoon film played and did not pay attention to the explanation given.

3 Monday, May 2<sup>nd</sup>, 2016

This meeting was for the third and fourth treatment in cycle 2. Each treatment was conducted in 90 minutes. The first treatment started from 9.45 am to 11.15 am and the second treatment started from 11.15 am to 12.45 pm. In these treatments, the researcher continued the material in first and second treatment about word classes (noun, adjective and verb), word definition and antonym but before continuing the material, the researcher told them about their score in post-test in cycle 1 and gave motivation to the students who got low score and asked the students what they have

---

---

learned in first and second treatment in cycle 1. Then, the researcher gave little explanation about the material that they have learned in order they could answer the exercises during watched the cartoon film. In these treatments, the researcher divided into two groups again and played the cartoon film more interested than before. During watched the cartoon film, the students should found nouns, adjectives, verbs in the cartoon film, antonyms and word definition that they got from the cartoon film. The researcher observed the teaching learning process and found all of the students focused to watch the English cartoon film and enthusiastic to do assessments that given by researcher.

---

## Appendix 16

## The Result of Observation Sheet

No	Focus and Topics		Meeting 1		Meeting 2		Meeting 3		Meeting 4	
	Teacher's activities	Students' activities	Yes	No	Yes	No	Yes	No	Yes	No
1	Greeting the students	Responding the teacher's greeting	√		√		√		√	
2	Calling the students	Responding the teacher	√		√		√		√	
3	Conveying the learning objective	Responding the teacher	√		√		√		√	
4	Explaining the material	Hearing to the teacher	√		√		√		√	
5	Asking the students to do the exercises	Responding the teacher	√		√		√		√	
6	Playing the cartoon film	Watching the cartoon film	√		√		√		√	
7	Checking the students' work	Correcting their wrong answer	√		√		√		√	
8	Asking what they don't understand	Telling what they don't understand	√		√		√		√	
9	Answering students' questions	Hearing to the teacher	√		√		√		√	
10		Became active	√			√	√		√	
11		Interesting to the cartoon films		√		√	√		√	
12	Using time effectively			√		√	√		√	
13	Using the cartoon film		√		√		√		√	
14	Using LCD, Whiteboard, board marker			√		√		√		√
15	Giving clear instructions		√		√		√		√	
Total			12	3	11	4	14	1	14	1

## Appendix 17

## The Schedule of the Research

Activities	Date	Purposes
Pre-test	Monday, April 18 <sup>th</sup> , 2016	To identify the students' vocabulary mastery
Cycle 1		
1 <sup>st</sup> treatment	Monday, April 18 <sup>th</sup> , 2016	To implement the lesson plan
2 <sup>nd</sup> treatment	Monday, April 25 <sup>th</sup> , 2016	To implement the lesson plan
Post-test 1	Monday, April 25 <sup>th</sup> , 2016	To measure the students' vocabulary mastery after the action
Cycle 2		
1 <sup>st</sup> treatment	Monday, May 2 <sup>nd</sup> , 2016	To implement the lesson plan
2 <sup>nd</sup> treatment	Monday, May 2 <sup>nd</sup> , 2016	To implement the lesson plan
Post-test 2	Wednesday, May 25 <sup>th</sup> , 2016	To measure the students' vocabulary mastery after the action
Giving questionnaire	Wednesday, May 25 <sup>th</sup> , 2016	To know the students' opinion about the action
Interviewing the students	Wednesday, May 25 <sup>th</sup> , 2016	To know the students' opinion about the action





# Universitas Kristen Indonesia

## Fakultas Keguruan dan Ilmu Pendidikan

Jl. Mayjen Sutoyo no.2  
Cawang - Jakarta 13630  
INDONESIA

Nomor : 137/FKIP/Wadek/Gn/2016

5 April 2016

Telp. 021 8092425, 8009190  
Psw. 310, 301, 302, 303  
Faks. 021 80885229  
E-mail: fkip-uki@uki.ac.id  
<http://www.uki.ac.id>

Perihal : Permohonan Izin Melaksanakan Penelitian

Kepada Yth;  
Kepala Sekolah  
SMP Bhakti  
Jakarta


Dengan hormat,

Sehubungan dengan rencana penulisan skripsi mahasiswa kami :

Nama	: Christopley
NIM	: 1212150054
Semester/ Program Studi	: VIII/ Pendidikan Bahasa Inggris
Judul Skripsi	: "Developing Students' Vocabulary through Watching English Cartoon Films."

kami mohon bantuan Bapak/Ibu untuk memberikan izin kepada mahasiswa tersebut melaksanakan penelitian di sekolah yang Bapak/Ibu pimpin.

Atas perhatian Bapak/Ibu, kami mengucapkan terima kasih.



Drs. Kerdj Simbolon, M.Pd.

NIP. 961424

Jurusan Ilmu Pendidikan  
Program Studi Bimbingan dan Konseling

Jurusan Pendidikan Bahasa dan Seni  
Program Studi Pendidikan Bahasa Inggris

Jurusan Pendidikan MIPA  
Program Studi Pendidikan Matematika  
Program Studi Pendidikan Biologi  
Program Studi Pendidikan Fisika  
Program Studi Pendidikan Kimia

Jurusan Pendidikan Agama Kristen  
Program Studi PAK (S1)

Jurusan Bahasa Mandarin  
Program Studi Pendidikan Bahasa Mandarin



# SEKOLAH MENENGAH PERTAMA (SMP) BHAKTI

Jalan Perindustrian No. 7 Cawang (Depan UKI) Jakarta Timur 13650  
Telp. 8092819, 8091357 Fax. (021) 8092819 E-mail: sma.bhakti@plasa.com

NSS : 20 2 01 64 05 212

NIS : 200100

NDS : A 05 04 20 34

## SURAT KETERANGAN

NO: 037/SMP B/S Ket./VI

Sesuai dengan surat permohonan dari Universitas Kristen Indonesia Nomor: 137/FKIP/Wadek/Gn/2016 tentang permohonan ijin penelitian. Dengan ini Kepala Sekolah SMP BHAKTI Jakarta, menerangkan bahwa :

Nama : CHRISTOPLEY  
Nomor Induk Mahasiswa : 1212150054  
Program Studi : Bahasa Inggris  
Fakultas : Keguruan dan Ilmu Pendidikan

Adalah benar yang bersangkutan telah mengadakan penelitian dalam rangka penulisan skripsi dengan judul "Developing Students' Vocabulary through Watching English Cartoon Films".


Demikianlah surat keterangan ini dibuat untuk dipergunakan sebagaimana mestinya.

Jakarta, 9 Juni 2016  
Kepala SMP BHAKTI Jakarta



Asep Suryaman, BA










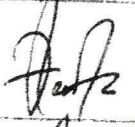


















FAKULTAS KEGURUAN DAN ILMU PENDIDIKAN  
UNIVERSITAS KRISTEN INDONESIA

**LEMBAR PELAKSANAAN BIMBINGAN TUGAS AKHIR**

Nama Mahasiswa	:	Christoptey
NIM	:	1212150054
Program Studi	:	Bahasa Inggris
Semester/Tahun Akademik	:	VIII / 2015, 2016
Dosen Pembimbing 1	:	Dr. Lamhot Naibaho, S.pd., M.Hum.
Dosen Pembimbing 2	:	L. Angelianawati, M.Pd.

# **LEMBAR PELAKSANAAN BIMBINGAN TUGAS AKHIR**














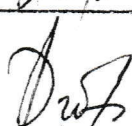

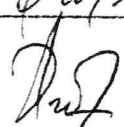

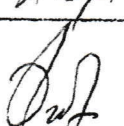




Advisor 1

No.	Hari/tanggal	Topik Pembahasan	Keterangan Pembimbing	Paraf dosen	Paraf mahasiswa
1	March 20, 2016	Action research Method	consulting about the the action research method		
2	April, 7 <sup>th</sup> 2016	Action plan and pre-test	consulting pre-test		
3	April, 8 <sup>th</sup> 2016	pre-test	Acc the Pre-test		
4	April, 10 <sup>th</sup> 2016	Observation sheet	revising the observation sheet.		
5	April, 14 <sup>th</sup> 2016	lesson plan 1-2, 3, 4	revising the lesson plan		
6	April, 15 <sup>th</sup> 2016	lesson plan 1-2, 3, 4 Questionnaire	Acc the lesson plan and revise the questionnaire		
7	April, 18 <sup>th</sup> 2016	Questionnaire	Acc the Questionnaire		
8	June 16 <sup>th</sup> 2016	chapter 1 - 5	Revising chapter 1-5		
9	July 1 <sup>st</sup> 2016	chapter 1 (Background	Revising Background		
10	July 26 <sup>th</sup> 2016	chapter 1 - 5	Revising chapter 1-5		
11	August 5 <sup>th</sup> 2016	Layout	Revising layout		
12	August 8 <sup>th</sup> 2016	citation, name of advisor	Revising citation and title of the advisor		



LEMBAR PELAKSANAAN BIMBINGAN TUGAS AKHIR

Advisor 2

No.	Hari/tanggal	Topik Pembahasan	Keterangan Pembimbing	Paraf dosen	Paraf mahasiswa
1	April, 4 <sup>th</sup> 2016	Research procedures	Giving suggestion about the research procedures		
2	April 6 <sup>th</sup> 2016	pre - test	Revising the pre - test		
3	April 7 <sup>th</sup> 2016	pre - test	Acc the pre - test		
4	April 13 <sup>th</sup> 2016	observation sheet and lesson plan 1 and 2	Revising the observation sheet and		
5	April 14 <sup>th</sup> 2016	Scoring system (scale criteria)	consulting scoring (scale criteria)		
6	April 15 <sup>th</sup> 2016	Lesson plan 1, 2 and pre-test	Acc lesson plan and pre-test		
7	April 18 <sup>th</sup> 2016	Observation sheets	Revising observation sheet		
8	April 20 <sup>th</sup> 2016	Post - Test cycle 1	Revising post test		
9	April 22 <sup>th</sup> 2016	Observation sheet and post-test cycle 1	Acc the observation sheet and post-test		
10	May 3 <sup>rd</sup> 2016	Questionnaire	Revising the Questionnaire		
11	<del>May 10<sup>th</sup></del> May 10 <sup>th</sup> 2016	Post test cycle 1	Acc the post tes		
12	May 12 <sup>th</sup> 2016	Questionnaire	Acc the Questionnaire	