

Appendix 1

Attendance List

No	Name	Pre-test	1	2	Post-test 1	3	4	Post-test 2
1	A.A	√	√	√	√	√	√	√
2	A.S	√	√	√	√	√	√	√
3	B.W	√	√	√	√	√	√	√
4	B.S	√	√	√	√	√	√	√
5	C.C	√	√	√	√	√	√	√
6	C.V	√	√	√	√	√	√	√
7	C.A	√	√	√	√	√	√	√
8	C.I	√	√	√	√	√	√	√
9	D.B.L	√	√	√	√	√	√	√
10	E.A	√	√	√	√	√	√	√
11	F.T	√	√	√	√	√	√	√
12	F.K	√	√	√	√	√	√	√
13	I.K.T	√	√	√	√	√	√	√
14	J.T.L	√	√	√	√	√	√	√
15	K.P.T	√	√	√	√	√	√	√
16	L.C.G	√	√	√	√	√	√	√
17	M.N	√	√	√	√	√	√	√
18	M.T	√	√	√	√	√	√	√
19	M.T.W	√	√	√	√	√	√	√
20	N.F.W	√	√	√	√	√	√	√
21	N.W.B	√	√	√	√	√	√	√
22	N.A	√	√	√	√	√	√	√
23	N.P.A	√	√	√	√	√	√	√

24	N.A	√	√	√	√	√	√	√
25	O.A.T	√	√	√	√	√	√	√
26	R.K.A	√	√	√	√	√	√	√
27	R.L.T	√	√	√	√	√	√	√
28	S.A	√	√	√	√	√	√	√
29	V.S	√	√	√	√	√	√	√
30	X.F.T	√	√	√	√	√	√	√

Appendix 2**Pre-Test**

Name :

Grade : III (A/B/C/D)

Read the questions and cross the correct answers. (A/B/C)

1. She _____ in Florida but prefers California.
a. lives b. goes c. arrives
2. When we _____ on vacation, we never fly.
a. are b. go c. went
3. I _____ four languages, but I love Italian above all.
a. talk b. speak c. talks
4. That dog always _____ with his head against the wall.
a. goes b. bark c. sleeps
5. We don't _____ which airport the plane goes from.
a. know b. think c. like
6. My girlfriend _____ her eyes when there's a horror movie on TV.
a. open b. shut c. closes
7. Kathy always _____ about the boss. She hates her job!
a. say b. tells c. complain
8. She _____ disco music, only tango.
a. no listen b. doesn't like c. doesn't dance
9. Jane _____ in the factory until 6pm.
a. works b. plays c. play
10. We don't _____ food from the supermarket every day.
a. grow b. buy c. buys
11. He loves music and _____ to concerts whenever he can.

- a. go b. show c. goes
12. Anna and Hannah _____ tennis on Sundays.
- a. play b. watch c. buy
13. If you _____ fishing tomorrow, don't kill the fish!
- a. went b. goes c. go
14. If possible, I _____ the dentist every six months.
- a. sees b. speak c. visit
15. My mother _____ my breakfast every morning.
- a. cooks b. cook c. make
16. Sheila always _____ good scores in her exams.
- a. makes b. takes c. gets
17. It _____ a lot in Britain.
- a. is rain b. rains c. rain
18. I _____ pizza very much.
- a. likes b. like c. is like
19. I _____ English very well.
- a. don't speak b. not speak c. no speak
20. My sister _____ to the cinema very often
- a. don't go b. doesn't go c. not goes
21. They always _____ TV in the evening.
- a. watch b. are watch c. watches
22. I _____ married.
- a. don't b. am not c. isnt
23. English people _____ animals.
- a. likes b. like c. doesn't like

24. The banks _____ on Sundays.

- a. don't open b. doesn't open c. isn't open

25. My sister _____ in London.

- a. lives b. live c. is live

Appendix 3

Students' Pre-test Score

No	Subject	Pre-test	Category
1	A.A	26	Low
2	A.S	44	Low
3	B.W	32	Low
4	B.S	44	Low
5	C.C	32	Low
6	C.V	28	Low
7	C.A	40	Low
8	C.I	40	Low
9	D.B.L	22	Low
10	E.A	46	Fair
11	F.T	32	Low
12	F.K	30	Low
13	I.K.T	50	Fair
14	J.T.L	56	Fair
15	K.P.T	36	Low
16	L.C.G	52	Fair
17	M.N	48	Fair

18	M.T	44	Low
19	M.T.W	36	Low
20	N.F.W	48	Fair
21	N.W.B	44	Low
22	N.A	16	Low
23	N.P.A	46	Fair
24	N.A	32	Low
25	O.A.T	42	Low
26	R.K.A	40	Low
27	R.L.T	26	Low
28	S.A	34	Low
29	V.S	12	Low
30	X.F.T	30	Low
TOTAL		1108	
AVERAGE		36,93	
MAXIMUM SCORE		56	
MINIMUM SCORE		12	
NUMBER OF MAXIMUM SCORE		1	
NUMBER OF MINIMUM SCORE		1	

Appendix 4

Post –test I

Name :

Grade : III (A/B/C/D)

I. Read the questions and cross the correct answers. (A/B/C)

1. Your brother _____ tennis very well.
a. play b. plays c. is play
2. They _____ the answer.
a. don't know b. doesn't know c. aren't know
3. I _____ understand.
a. don't b. no c. not
4. How often _____ you have English lessons?
a. are b. do c. is
5. We _____ our teeth after breakfast.
a. cleans b. cleaning c. clean
6. My father _____ get up early at the weekends.
a. isn't b. doesn't c. aren't
7. Our lessons _____ at nine o'clock.
a. starting b. start c. are start
8. The people in Brazil _____ speak Spanish. They speak Portuguese.
a. don't b. isn't c. aren't
9. He _____ a shower in the morning.
a. don't have b. doesn't have c. doesn't has
10. _____ the library open at half past nine?
a. do b. is c. does

11. They _____ the bus to work at eight o'clock every day.
 a. catch b. catches c. catching
12. Susan _____ a lot of time surfing the net every day.
 a. spends b. spend c. spending
13. They really _____ travelling
 a. enjoys b. enjoy c. enjoying
14. So they _____ to go abroad as often as possible.
 a. try b. tries c. trying
15. I _____ a bath twice a day.
 a. takes b. taking c. take

II. Read and answer these questions below!

Lucy's Daily Activities

Lucy has very busy life! She gets up at six. Half an hour after that, she has breakfast, she catches bus to school. She gets to school one hour and fifty minutes after she gets up. she has her lunch four hours and twenty minutes after she gets to school. She works hard at school all day. She gets home at ten past four and does her homework. She has her dinner forty minutes after she gets home. An hour and fifteen minutes after that she starts talking to her friends online. She goes to bed two hours after that.

16. What time does Lucy get up every morning?

17. What time does Lucy have breakfast?

18. What time does she catch the bus to school?

19. What time does she get to school?

-
20. What time does she have her lunch?
.....
- 21. What time does she get home?
.....
- 22. What time does she have dinner?
.....
- 23. What time does she start talking to her friends online?
.....
- 24. Does she do her homework after she gets home?
.....
- 25. What time does she go to bed?
.....

Appendix 5

Students' Post-test I Score

No	Subject	Post- test I	Category
1	A.A	50	Low
2	A.S	70	Good
3	B.W	54	Low
4	B.S	68	Good
5	C.C	50	Low
6	C.V	70	Good
7	C.A	76	Good
8	C.I	60	Low
9	D.B.L	80	Good
10	E.A	84	Good
11	F.T	76	Good
12	F.K	68	Good
13	I.K.T	62	Low
14	J.T.L	70	Good
15	K.P.T	48	Low
16	L.C.G	70	Good
17	M.N	72	Good

18	M.T	68	Good
19	M.T.W	68	Good
20	N.F.W	76	Good
21	N.W.B	72	Good
22	N.A	34	Low
23	N.P.A	68	Good
24	N.A	76	Good
25	O.A.T	54	Low
26	R.K.A	60	Low
27	R.L.T	78	Good
28	S.A	68	Good
29	V.S	70	Good
30	X.F.T	52	Low
TOTAL		1972	
AVERAGE		65,73	
MAXIMUM SCORE		80	
MINIMUM SCORE		34	
NUMBER OF MAXIMUM SCORE		1	
NUMBER OF MINIMUM SCORE		1	

Appendix 6

Post –test II

Name :

Grade : III (A/B/C/D)

Fill in the blank with simple present.

1. (drink) My grandparents..... Coffee
2. (eat) They.....lunch at 01 P.M
3. (buy) John & I..... three shirts at the Mall
4. (go) Sheto the market every day
5. (speak) Bill & Sam.....English well
6. (walk) Bruno.....to school every morning
7. (play) The seals.....with their young
8. (come) Jane & Mary sometimes.....late for school
9. (cry) Ms.Jill’s baby oftenat night
10. (sleep) We.....at 9 P.M every night
11. (meet) Jokothe baker in the morning
12. (sit) Fandy.....on his little chair
13. (drive) my father alwaysa car to the office
14. (ride) I never.....a bike to the park
15. (sleep) my mom.....the floor every morning
16. (climb) the monkeys.....a tree
17. (listen) my mom & I often..... to the radio.
18. (write) my friend.....a letter to his grandma

19. (take) people usuallya bath twice a day
20. (want) she.....to be a stewardess.
21. (go) Raffi never.....to the cinema
22. (watch) He.....TV at midnight
23. (swim) Tom & John.....in the pool
24. (climb) The monkey.....a tree
25. (jump) The horse.....over the fence

Appendix 7

Students' Post-test II Score

No	Subject	Post- test II	Category
1	A.A	64	Low
2	A.S	74	Good
3	B.W	60	Low
4	B.S	80	Good
5	C.C	60	Low
6	C.V	74	Good
7	C.A	80	Good
8	C.I	78	Good
9	D.B.L	84	Good
10	E.A	90	Very Good
11	F.T	88	Very Good
12	F.K	74	Good
13	I.K.T	70	Good
14	J.T.L	78	Good
15	K.P.T	68	Good
16	L.C.G	78	Good
17	M.N	78	Good

18	M.T	70	Good
19	M.T.W	74	Good
20	N.F.W	82	Good
21	N.W.B	80	Good
22	N.A	50	Low
23	N.P.A	78	Good
24	N.A	80	Good
25	O.A.T	60	Low
26	R.K.A	78	Good
27	R.L.T	80	Good
28	S.A	90	Very Good
29	V.S	86	Very Good
30	X.F.T	64	Low
TOTAL		2250	
AVERAGE		75	
MAXIMUM SCORE		90	
MINIMUM SCORE		50	
NUMBER OF MAXIMUM SCORE		2	
NUMBER OF MINIMUM SCORE		1	

Appendix 8

Table of Students' Score of Pre-test, Post-test I, and Post-test II

No	Subject	Pre-test	Post test 1	Post test 2
1	A.A	26	50	64
2	A.S	44	70	74
3	B.W	32	54	60
4	B.S	44	68	80
5	C.C	32	50	60
6	C.V	28	70	74
7	C.A	40	76	80
8	C.I	40	60	78
9	D.B.L	22	80	84
10	E.A	46	84	90
11	F.T	32	76	88
12	F.K	30	68	74
13	I.K.T	50	62	70
14	J.T.L	56	70	78
15	K.P.T	36	48	68
16	L.C.G	52	70	78
17	M.N	48	72	78

18	M.T	44	68	70
19	M.T.W	36	68	74
20	N.F.W	48	76	82
21	N.W.B	44	72	80
22	N.A	16	34	50
23	N.P.A	46	68	78
24	N.A	32	76	80
25	O.A.T	42	54	60
26	R.K.A	40	60	78
27	R.L.T	26	78	80
28	S.A	34	68	90
29	V.S	12	70	86
30	X.F.T	30	52	64
TOTAL		1108	1972	2250
AVERAGE		36,93	65,73	75
MAXIMUM SCORE		56	80	90
MINIMUM SCORE		12	34	50
NUMBER OF MAXIMUM SCORE		1	1	2
NUMBER OF MINIMUM SCORE		1	1	1

Appendix 9

The Mean Score of Pre-test and Post-test

1. The mean score of pre-test

$$X = \frac{\Sigma x}{N}$$

$$X = \frac{1108}{30}$$

$$X = 36.93$$

2. The mean score of post-test 1

$$X = \frac{\Sigma x}{N}$$

$$X = \frac{1972}{30}$$

$$X = 65.73$$

3. The mean score of post-test 2

$$X = \frac{\Sigma x}{N}$$

$$X = \frac{2250}{30}$$

$$X = 75$$

Appendix 10

The Percentages of Students' Improvement Score

1. Students' Improvement from Pre-test into Post-test 1

$$\begin{aligned}
 \text{Percentages} &= \frac{\text{Mean of Post-test 1} - \text{Mean of Pre-test}}{\text{Mean of Pre-test}} \\
 &= \frac{65.73 - 36.93}{36.93} \times 100\% \\
 &= 77.98\%
 \end{aligned}$$

2. Students' Improvement from Post-test 1 into Post-test 2

$$\begin{aligned}
 \text{Percentages} &= \frac{\text{Mean of Post-test 2} - \text{Mean of Post-test 1}}{\text{Mean of Post-test 1}} \\
 &= \frac{75 - 65.73}{65.73} \times 100\% \\
 &= 14.10\%
 \end{aligned}$$

3. Students' Improvement from Pre-test into Post-test 2

$$\begin{aligned}
 \text{Percentages} &= \frac{\text{Mean of Pre-test} - \text{Mean of Post-test 2}}{\text{Mean of Pre-test}} \\
 &= \frac{75 - 36.93}{36.93} \times 100\% \\
 &= 103.08\%
 \end{aligned}$$

Appendix 11**Diary Notes 1****Nama Peneliti : Maya Sartika****Hari/Tanggal : Monday, 6th August 2018**

Pada saat meneliti proses belajar mengajar, ada beberapa kelebihan dan kekurangan dalam menerapkan penelitian ini, diantaranya:

1. Nicolas tidak memperhatikan penjelasan peneliti.
2. Suara peneliti kurang terdengar ke kursi barisan belakang.
3. James, Oscar, Yehezkie, dan Darren berdiskusi di dalam kelas sehingga kurang memperhatikan peneliti.
4. Peneliti lupa menyampaikan tujuan pembelajaran.
5. Suasana kelas sangat tidak kondusif.
6. Media gambar (flashcard) yang ditunjukkan peneliti kurang besar.
7. Peneliti kurang tegas kepada siswa

Jakarta, August 6th, 2018


Observer**Yayuk Sri Utari, S.Pd**

Appendix 12**Diary Notes 2****Nama Peneliti : Maya Sartika****Hari/Tanggal : Wednesday, 8th August 2018**

Pada saat meneliti proses belajar mengajar, ada beberapa kelebihan dan kekurangan dalam menerapkan penelitian ini, diantaranya:

1. Suara peneliti sudah cukup terdengar ke belakang barisan kelas.
2. Masih ada beberapa siswa yang kurang memperhatikan pelajaran.
3. Peneliti masih kurang bersikap tegas kepada siswa. Akibatnya setelah selesai mengerjakan soal latihan, beberapa siswa berjalan-jalan di kelas.
4. Peralatan mengajar sudah cukup baik.
5. Siswa-i mendapatkan nilai yang cukup baik dalam simple present tense.

Jakarta, August 8th, 2018

Observer

Yayuk Sri Utari, S.Pd

Appendix 13**Diary Notes 3****Nama Peneliti : Maya Sartika****Hari/Tanggal : Monday, 20th August 2018**

Pada saat meneliti proses belajar mengajar, ada beberapa kelebihan dan kekurangan dalam menerapkan penelitian ini, diantaranya:

1. Peneliti bersuara cukup keras saat mengajar.
2. Siswa terlihat lebih kondusif, semua memperhatikan penjelasan yang diberikan.
3. Siswa sudah mulai berani bertanya jika ada hal yang tidak dimengerti.
4. Media gambar (flashcard) sudah berukuran cukup besar.
5. Flashcards membantu siswa dalam memahami materi yang diberikan.

Jakarta, August 20th, 2018

Observer



Yayuk Sri Utari, S.Pd

Appendix 14**Diary Notes 4****Nama Peneliti : Maya Sartika****Hari/Tanggal : Wednesday, 22nd August 2018**

Pada saat meneliti proses belajar mengajar, ada beberapa kelebihan dan kekurangan dalam menerapkan penelitian ini, diantaranya:

1. Semua siswa antusias memperhatikan penjelasan peneliti.
2. Peneliti melakukan pengajaran dengan sangat baik.
3. Peneliti sudah tegas kepada siswa dalam mengajar di kelas.
4. Hasil tes menunjukkan peningkatan yang signifikan.

Jakarta, August 22nd, 2018

Observer**Yayuk Sri Utari, S.Pd**

Appendix 15

The Result of Questionnaire Cycle I

No	Statement	Yes		No	
		f	%	f	%
1	I like learning English.	10	33.33	20	66.67
2	Before using flash card, learning Simple Present is not interesting.	24	80.00	6	20.00
3	It's hard to study Simple Present Tense.	5	16.67	25	83.33
4	I am happy with teacher's explanation during the class.	28	93.33	2	6.67
5	The exercises which provided by the teacher help me more understand about the Simple Present Tense.	23	76.67	7	23.33
6	Using flashcard increase my ability in learning Simple Present Tense.	20	66.67	10	33.33
Total		110	366.67	70	233.33

Appendix 16

The Result of Questionnaire Cycle II

No	Statement	f	Yes %	f	No %
1	I like learning English.	22	73.33	8	26.67
2	Before using flash card, learning simple present is not interesting.	8	26.67	22	73.33
3	It's hard to study Simple Present Tense.	25	83.33	5	16.67
4	I am happy with teacher's explanation during the class.	29	96.67	1	3.33
5	The exercises which provided by the teacher help me more understand about the Simple	26	86.67	4	13.33
6	Using flashcard increase my ability in learning Simple Present Tense.	26	86.67	4	13.33
Total		136	453.34	44	146.66



YAYASAN PENDIDIKAN PERMAI
LESSON PLAN
SD PERMAI
JL PLUIT KARANG BARAT BLOK O-VI

LESSON PLAN 1 (CYCLE I)

Subject/ Mata Pelajaran	: English
Theme/ Tema	: Simple Present Tense
Class / Kelas	: III
Semester / Semester	: 1
School Year / Tahun Pelajaran	: 2018-2019
Time Allocation/ Alokasi Waktu	: 35 minutes

I. Standard Competence

Understanding and practicing some simple instructions related with daily activities.

II. Basic Competence

Giving response to some daily routine questions.

III. Indicators

- Ability to answer the questions given.
- Ability to present the vocabulary of daily routines

IV. Learning Objectives










- Students are able to answer the questions given related to the material\
- Students are able to present the vocabulary of daily routines

V. Focused Skill

Speaking

VI. Learning Materials

Flashcards **Verbs 1** ©www.kids-pages.com

 <p>walk</p>	 <p>run</p>	 <p>play</p>
 <p>sleep</p>	 <p>read</p>	 <p>write</p>
 <p>jump</p>	 <p>ride</p>	 <p>talk</p>

VII. Learning Activities.

1. Pre-Activity

- a. The teacher greets students
- b. The teacher leads students to pray
- c. The teacher checks students' attendance
- d. The teacher tells students the aim of the lesson.

2. Main Activity

- a. The teacher gives some notes.
- b. The teacher shows the flashcards and gives explanation.
- c. The teacher tells the meaning each verb.
- d. The teacher asks students about their daily activities.

3. Post Activity

- a. The teacher gives some assignments to do.
- b. The teacher asks the students to speak in front of class and tell their activity.
- c. The teacher reviews today's lesson.
- d. The teacher reminds the students to review their lesson at home for their next meeting.
- e. The teacher ends the meeting

VIII. Learning Media.

- a. Laptop and Projectors
- b. Flashcards
- c. Marker

IX. Sources

<http://www.kids-pages.com>

X. Assignments**A. Arrange these jumbled letters below!**

1. n-u-r :
2. l-p-e-s-e :
3. l-k-a-w :
4. p-y-a-l :
5. r-t-e-w-I :
6. i-r-d-e :
7. l-k-t-a :
8. u-m-p-j :
9. r-e-d-a :
10. i-l-s-t-e-n :

B. Speaking!

1. What time do you get up in the morning?
2. What time do you have your breakfast in the morning?
3. What do you do on Sunday?
4. What time do you go to bed?
5. What time do you have your lunch?

Principal,



Dra. Asteria Maria S.

Subject Teacher,



Maya Sartika



YAYASAN PENDIDIKAN PERMAI
LESSON PLAN
SD PERMAI
JL PLUIT KARANG BARAT BLOK O-VI

LESSON PLAN 2 (CYCLE I)

Subject/ Mata Pelajaran	: English
Theme/ Tema	: Simple Present Tense
Class / Kelas	: III
Semester / Semester	: 1
School Year / Tahun Pelajaran	: 2018-2019
Time Allocation/ Alokasi Waktu	: 35 minutes

I. Standard Competence

Understanding simple reading text.

II. Basic Competence

Comprehend simple reading text

III. Indicators

- Ability to write simple present form in sentences.
- Ability to answer the questions given.

IV. Learning Objectives

- Students are able to answer the questions given related to the material
- Students are able to write simple present tense form.

V. Focused Skill

Reading

VI. Learning Materials

Students given a reading passage and the teacher chose a few students to read aloud.

READING ALOUD

Read and answer these questions below!

Today I would like to tell you about myself. My name is Anna. I am thirty-seven years old. I am middle-aged. I am a maid. I work at a hotel. I like my work. My work is hard but it is well-paid. I do not have relevant education. I do not need relevant education in my work. Education is not important. Skills, experience and references are essential. I started to work as a maid five years ago. Before that I worked at a shop. I was a shop assistant. I worked with customers. I was responsible for customer service. It was very interesting work. I liked it. But the shop closed and I needed new work. I could not get the work at the shop because nobody needed shop assistants. I went to a hotel. They needed maids. I started to work as a maid. Now I like this work very much. I am responsible for the rooms. I change towels. I change sheets and pillow cases. I vacuum and I clean the rooms. Now I would like to change my place of work because I need more money. I can work only three days at the hotel where I work now. They have a lot of maids. I want to work five days a week. I can give you references from my boss where I work now. I have all necessary skills and I am ready to work hard. I really need this work. Thank you for your time.

VII. Learning Activities.

1. Pre-Activity

- a. The teacher greets students
- b. The teacher leads students to pray
- c. The teacher checks students' attendance
- d. The teacher tells students the aim of the lesson.

2. Main Activity

- a. The teacher asks the students to find simple present sentence based on the reading text.
- b. The teacher explains (review) simple present tense
- c. The teacher chooses some students to read aloud.
- d. The teacher explains the meaning

3. Post Activity

- a. The teacher gives some assignments to do.
- b. The teacher reviews today's lesson.
- c. The teacher reminds the students to review their lesson at home for their next meeting.
- d. The teacher ends the meeting

VIII. Learning Media.

- a. worksheet
- b. laptop and projector
- c. Marker

IX. Assignments

Read and answer these questions below!

Today I would like to tell you about myself. My name is Anna. I am thirty-seven years old. I am middle-aged. I am a maid. I work at a hotel. I like my work. My work is hard but it is well-paid. I do not have relevant education. I do not need

relevant education in my work. Education is not important. Skills, experience and references are essential. I started to work as a maid five years ago. Before that I worked at a shop. I was a shop assistant. I worked with customers. I was responsible for customer service. It was very interesting work. I liked it. But the shop closed and I needed new work. I could not get the work at the shop because nobody needed shop assistants. I went to a hotel. They needed maids. I started to work as a maid. Now I like this work very much. I am responsible for the rooms. I change towels. I change sheets and pillow cases. I vacuum and I clean the rooms. Now I would like to change my place of work because I need more money. I can work only three days at the hotel where I work now. They have a lot of maids. I want to work five days a week. I can give you references from my boss where I work now. I have all necessary skills and I am ready to work hard. I really need this work. Thank you for your time.

1. What is her name?
2. How old is she?
3. What is she?
4. Where does she work?
5. Does she like her work?
6. How long did she start working as a maid?
7. What was her job before?
8. Why couldn't she get the work at the shop?
9. Did a hotel need maids?
10. Why would she like to change her place of work?

Principal,



Dra. Asteria Maria S.

Subject Teacher,



Maya Sartika



YAYASAN PENDIDIKAN PERMAI
LESSON PLAN
SD PERMAI
JL PLUIT KARANG BARAT BLOK O-VI

LESSON PLAN 1 (CYCLE II)

Subject/ Mata Pelajaran	: English
Theme/ Tema	: Simple Present Tense
Class / Kelas	: III
Semester / Semester	: 1
School Year / Tahun Pelajaran	: 2018-2019
Time Allocation/ Alokasi Waktu	: 35 minutes

I. Standard Competence

Writing simple present tense form.

II. Basic Competence

Understanding write simple present tense form

III. Indicators

- Ability to write simple present form in sentences.
- Ability to answer the questions given.

IV. Learning Objectives

- Students are able to answer the questions given related to the material
- Students are able to write simple present tense form.

V. Focused Skill

Writing

VI. Learning Materials

In Simple Present Tense, verb has singular and plural form. The singular verb is formed from the plural verb. There are some rules of the singular verb spelling.

1. Plural verbs ending in ss, sh, ch, x, and o, is added –es to form the singular verbs.

Miss Misses

Brush Brushes

Match Matches

Box Boxes

Do Does

2. In forming singular verbs from plural verbs ending in y in which it follows a consonant, the letter y will be deleted and the verb will be added with –ies

Bury Buries

Fly Flies

3. When the plural verbs ending in y following a vowel, the verb is added with –s.

Buy Buys

Say Says

VII. Learning Activities.

4. Pre-Activity

- a. The teacher greets students

- b. The teacher leads students to pray
- c. The teacher checks students' attendance
- d. The teacher tells students the aim of the lesson.

5. Main Activity

- a. The teacher shows the flashcard and explains the students how to use subject-verb agreement.
- b. The teacher explains (review) simple present tense
- c. The teacher chooses some students to answer the questions given.

6. Post Activity

- a. The teacher gives some assignments to do.
- b. The teacher reviews today's lesson.
- c. The teacher reminds the students to review their lesson at home for their next meeting.
- d. The teacher ends the meeting

VIII. Learning Media.

- a. worksheet
- b. laptop and projector
- c. Marker

IX. Assignments

I. Complete the column below!

No	Verb	Verb s/es
1	Take	
2	make	
3	Swim	
4	Teach	
5	knock	
6	Wash	
7	Mix	
8	Do	
9	Close	
10	Play	
11	Cook	
12	Work	
13	Study	
14	buy	
15	Pay	

II. Fill in the blank with simple present tense!

- (swim) Theyin the pool every Friday morning.
- (wake) Ms.Jill usually.....up at 6 o'clock.
- (go) I.....to the cinema every month.
- (fly) This plane.....to London everyday
- (take) Helen and Susan.....my dog for a walk.
- (do) Mary.....her homework at night.

- 7. (write) I.....a letter to my new friend twice a month.
- 8. (play) Tom.....volleyball on Mondays.
- 9. (ride) We.....my bike everyday
- 10. (drive) Mr.Anton.....his brand new car.

Principal,

Subject Teacher,



Dra.Asteria Maria S.

Maya Sartika



YAYASAN PENDIDIKAN PERMAI
LESSON PLAN
SD PERMAI
JL PLUIT KARANG BARAT BLOK O-VI

LESSON PLAN 2 (CYCLE II)

Subject/ Mata Pelajaran	: English
Theme/ Tema	: Simple Present Tense
Class / Kelas	: III
Semester / Semester	: 1
School Year / Tahun Pelajaran	: 2018-2019
Time Allocation/ Alokasi Waktu	: 35 minutes

I. Standard Competence

Understanding simple present tense form.

II. Basic Competence

Giving response to some verbs instruction with an act in the classroom

III. Indicators

- Ability to write simple present form in sentences.
- Ability to answer the questions given.

IV. Learning Objectives


- Students are able to answer the questions given related to the material
- Students are able to write simple present tense form.

V. Focused Skill

Listening

VI. Learning Materials

The students asked to listen to the teacher explanation and number the verbs.



VII. Learning Activities.

1. Pre-Activity

- The teacher greets students
- The teacher leads students to pray
- The teacher checks students' attendance
- The teacher tells students the aim of the lesson.

2. Main Activity

- The teacher shows the flashcard and introduces some verbs.

- b. The teacher tells the meaning of the verbs.
- c. The teacher chooses some students to answer the questions given.

3. Post Activity

- a. The teacher gives some assignments to do.
- b. The teacher reviews today's lesson.
- c. The teacher ends the meeting

VIII. Learning Media.

- a. worksheet
- b. flashcard
- c. Marker

IX. Assignments

Listen to the teacher and write the number!



Dictation!**Listen and write the verbs**

No	Verbs	Meaning
1		
2		
3		
4		
5		
6		
7		
8		
9		
10		

Principal,


Subject Teacher,



Dra.Asteria Maria S.

Maya Sartika

Appendix 21

 **YAYASAN PENDIDIKAN PERMAI**
TK - SD - SLTP - SMU
SD PERMAI
STATUS : DISAMAKAN
Jl. Pluit Karang Barat (Blok O - VI) No. 1 Jakarta Utara 14450 Telp. (021) 6617515, 6682937 - 38, Fax. 6617523

SURAT KETERANGAN


Yang bertandatangan dibawah ini Kepala Sekolah SD Permai, menerangkan bahwa :

Nama : Maya Sartika
NIM : 1212157001
Tempat, tanggal lahir : Jakarta, 28 Juni 1988
Jenis kelamin : Perempuan
Fakultas : Keguruan dan Ilmu Pendidikan
Jurusan : Pendidikan Bahasa Inggris
Kampus : Universitas Kristen Indonesia

Adalah benar telah melakukan penelitian untuk penulisan skripsi dengan judul **"Increasing Third Grade's Mastery of the Simple Present Tense Using Flash Card"** dan yang bersangkutan telah melakukan tugasnya dengan baik dan penuh tanggung jawab.

Demikian surat keterangan ini dibuat dengan benar untuk dipergunakan sebagaimana mestinya.

Jakarta, 06 Agustus 2018
Kepala SD Permai


Dra. Asteria Maria S.

