

World Congress of Cosmetic Dermatology 2017

12th World Congress of IACD & ACSICON 2017

15th National Conference of Association of Cutaneous Surgeons (India)

4th - 6th May 2017

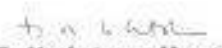
Dr. Babu Rajendra Prasad International Convention Center, GVKV, Bengaluru, India

Certificate


This is to certify that **Dr. Agoharlim**


has participated as faculty in the sister society session and delivered a lecture on


My way to correct the complication of nasal silicon injection



Dr. Venkataram Mysore
Congress President



Col. Dr. Manas Chatterjee
President, ACS(I)


Dr. R. Raghunatha Reddy
Organizing Chair



Dr. Umashankar N
Secretary, ACS(I)


Dr. B.S. Chandrashekar
Secretary General / C.E.O


Dr. Lawrence C Parish
President, IACD


Dr. D. A. Satish
Scientific Chairman


Dr. Jennifer L Parish
International Program Chair


Dr. Savitha A S
Scientific Secretary





12th World Congress of **Cosmetic Dermatology**

2017 BENGALURU

Joint meeting of IACD & ACS(I)



Programme Guide

Dates :

4th to 6th May, 2017

Venue :

**Dr. Babu Rajendra Prasad
International Convention Centre (GKVK)
Bengaluru, India**

www.wcocdbengaluru.com

Cosmetic Dermatology
Global Perspectives



CONTENTS

Welcome Letters	3
WCOCD President	
IACD President	
ACS(I) President	
The Secretary General, WCOCD 2017	
WCOCD 2017 Committees	10
Organizing Committee	
Patrons & Advisors	
Joint Secretaries & International Ambassadors	
Scientific Committee	
Social And Cultural Events Committee	
Other Committees	
ACSI Office Bearers	15
General Information	17
Hall Coordinators & Contact Details	23
Instructions to Speakers & Chairpersons	27
Program At a Glance	29
Social and Cultural Events during WCOCD 2017	37
International & National Faculty	37
SCIENTIFIC PROGRAM	37
- Scientific Program Main Conference – Hall 1, 2, 3, 4	
- Industry Symposia – Hall 5	
- Scientific Program – Workshops – Hall 6 & 7	
- Scientific Program – Video & Instructional Courses – Hall 8 & 9	
- Scientific Program – Master Class – Hall 10	
E – POSTERS – Main Auditorium – First Floor	93
Quiz Teams	113
WCOCD Preconference Dermatopathology CME,	114
Kempegowda Institute of Medical Sciences, Bengaluru, India	



MESSAGE FROM WCOCD PRESIDENT

World congress of cosmetic Dermatology - an Indian mission, with a global vision

Dear Delegates,

I am happy that the World Congress of Cosmetic Dermatology 2017 has turned out precisely to be what we thought it would be- A mega event, with about 4000 registrations, 70 international faculties, 6 International society sessions, and over 300 national faculties, 50 industry stalls- arguably the largest ever congress on this subject this year. The program is all encompassing- 96 hours of symposia, 10 master classes, 6 workshops, 6 video instructional courses, and sponsored sessions. Over 500 scholarships have been given to deserving delegates. This Congress will thus see a true convergence of novel ideas, skills and practices in the field of Aesthetics and Cosmetic Dermatology. An academic bonanza awaits you.

The conference will highlight advances in the fields of Laser surgery, Aesthetic treatments, skin cancer and Dermatotomy, such as hair transplantation, liposuction and fat transfer, vitiligo surgery etc. *Some unique sessions are planned- Feminine rejuvenation, injection lipolysis, cryolipolysis, body contouring techniques. A unique innovations session including talks on Internet of medical things, 3D printing and wearable technologies.* Another novel feature is a leadership session which includes a panel discussion with world leaders in dermatology - their stories will serve as inspiration to young dermatologists. We are also delighted by the presence of 6 sister society sessions- Philippines, Iran, Indonesia, South Africa, world Health academy and a unique Gender dermatology session by IACD. This is in tune with the theme of the "Cosmetic Dermatology-Global Perspectives".

The conference will not only educate but also entertain. Social programs will showcase all that is unique about India and Bengaluru, in music, dance, art, culture and cuisine, in events that have been carefully planned to showcase the richness and wonder that is in India. Social responsibility is executed through several community programs such as cycle rally, tree plantation etc. We have also strived to make the congress a digital congress, using "less paper".

The organizing team has strived hard to make this congress unique and grand, educational, entertaining and enthralling; in short it will give you a taste of unique Indian hospitality. On behalf of the organizing committee I welcome you all, in the true Indian way.

AthaSwagatham, Shubha Suswagatham,


Dr Venkataram Mysore, MD DNB DermPath (Leed) FRCP (Glasgow) FISHPS

Dr Chandrashekhar B S, Dr R Raghunatha Reddy

Dr Sachidanand S, Dr Rajendran S C, Dr D A Satish, Dr. T S Nagaraju, Dr Umashankar N,

Dr Shashi Kumar BM, Dr P Jagdish, Dr Savitha AS, Dr Madura C

and entire scientific and organizing committee-TEAM BENGALURU



WELCOME LETTER FROM IACD PRESIDENT

The International Academy of Cosmetic Dermatology (IACD) is delighted to be holding its XII World Congress in Bengaluru in collaboration with the Association of Cutaneous Surgeons of India (ACS(I)). From its inception two decades ago, IACD has been privileged to conduct its Congresses on every continent, so we are particularly pleased to have joined in organizing the XII World Congress in India.

The IACD continues its role as a major force in the rapidly expanding field of cosmetic dermatology and to foster the cooperation of physicians interested in the aesthetic aspects of medicine with the members of the pharmaceutical and cosmetic industries. This has placed the IACD on a strong foothold in the sphere of cosmetic dermatology.

Cosmetic dermatology should be considered as that part of the practice of dermatology that focuses on "looking-good." While cutaneous medicine and surgery have emphasized the diagnosis, treatment, and prevention of skin disease, there is also a significant aspect of the specialty directed towards improving the patient's appearance, an idea that has been integral to dermatology since its inception as a specialty in the nineteenth century.

The organizers have created a stellar program on a wide variety of cosmetic concepts, while the speakers include experts from around the world. On behalf of the IACD, let me welcome you to Bengaluru.

Lawrence Charles Parish, MD, MD (Hon),
President, International Academy of Cosmetic Dermatology (IACD)

Jeniffer Parish
International Program Chair – WCOCD
Board Member, IACD



WELCOME LETTER FROM ACS(I) PRESIDENT

It is a privilege for me to write this message as President of ACS(I) on the momentous occasion of the 12th World Congress of Cosmetic Dermatology along with ACSICON 2017, the 15th National conference of the Association of Cutaneous Surgeons (I). The scientific programme of this conference is unique in several ways and this programme book, I am sure, would be referred to in years to come as a watershed in the conduct of scientific meetings not only in India, but in several ways, around the world. I laud the scientific committee who have innovated and experimented boldly to serve us on a platter, a feast of a sequence of events during the days of the congress, fit for the kings and queens of aesthetic and procedural dermatology. This has been, without doubt, a journey that has scaled hitherto considered unachievable heights in the meticulous planning and execution of a scientific conference.

Herein, connoisseurs as well as beginners would find material and information to savour for a long period to come. The brief of the deliberations would not only act as the template of this conference but would provide the bedrock for future meetings on similar subjects.

The faculty for this conference have been chosen with a close eye on their areas of expertise rendering this conference a degree of versatility never before seen in the dermatology firmament in our country. The sheer multifaceted canvas of this congress would ensure that the legacy of the organisation and scientific teams would be indelibly imprinted on the minds of all those who attend or are touched by the deliberations of this conference. It is very reasonable to expect that future organisers would strive to emulate what would be one of the landmark meetings not only in Dermatology, but in the entire field of biomedical science.

I wish the conference the very best.

Jai Hind.

Dr Col Manas Chatterjee, President ACS(I)



WELCOME LETTER FROM THE SECRETARY GENERAL, WCOCD 2017

Message from the Secretary General WCOCD 2017!!!

Dear Delegates and esteemed faculty,

It gives me great honour, privilege and pleasure to welcome you all to 12th World Congress of Cosmetic Dermatology 2017 (WCOCD) at Bengaluru - Silicon Valley of India from May 4th to 6th 2017. The conference is being organized jointly by Association of cutaneous surgeons of India ACS(I) and International Academy of Cosmetic Dermatology (IACD).

On behalf of organizing committee of WCOCD I promise you a unique, well-structured, meticulously planned congress of truly international standard. This congress unfolds many first of its kind features in every aspect such as scientific, venue structuring, industry exhibition and cuisine.

Pre congress events such as cycle rally and media briefing are organized to spread awareness among public about skin care, steroid abuse, Vitiligo etc.

The scientific sessions run parallel in 10 Halls which is unique for any congress so far in India. The scientific Committee has put in enormous efforts in designing the content which comprehensively covers each and every aspect of Dermatosurgery and Cosmetology. The faculty chosen from across the globe are doyens and stalwarts in their respective fields.

The venue Dr. Babu Rajendra Prasad International convention centre located in the campus of University of Agricultural sciences - GKV is mesmerizing with its lush green environment and contemporary style auditorium. It is easily commutable from airport and city centre.

The social programs involve musical nights from internationally renowned artists including performance from visually challenged children. Dermata talent exhibition from our own delegates showcases poetry, photography, painting and cultural events. The details of these programs can be found in social program book.

The mouth-watering cuisine offers you continental, Indian, regional and local flavours. Refreshments are provided round the corner during conference hours keeping in mind the requirements of the summer season.


The industry exhibition is strategically planned to keep it clean, environment friendly and noiseless.

Keep expecting much more surprises, innovations and grandeur.

Come, join us in Bengaluru!

Bengaluru beckons you for a congress to be remembered and cherished for life time.

With best regards
Yours Sincerely


Dr. B.S. Chandrashekar
Secretary General
WCOCD 2017

12TH WORLD CONGRESS OF COSMETIC DERMATOLOGY COMMITTEES

Organizing Committee

- Dr. Venkataram Mysore, Congress President – 9845363520
- Dr. B.S. Chandrashekar, Secretary General / C.E.O – 9740091155
- Prof. R. Raghunatha Reddy, Organizing Chair – 9845007154
- Dr. T.S. Nagaraju, Treasurer - 9845201525
- Dr. S. C. Rajendran, Vice President (Workshop) – 9845700112
- Dr. S. Sachidanand, Vice President (Organizing) – 9341218715
- Dr. D.A. Satish, Vice President (Scientific) – 9845006668

Patrons

- Dr. Ganesh S. Pai – 9845082123
- Dr. S. D. N. Gupta - 9845824744
- Dr. K. Srinivasa Murthy - 9448487213
- Dr. N. Patwardhan - 9822057712

Joint Secretaries

- Dr. Umashankar Nagaraju - 9448151468
- Dr. B. M. Shashikumar - 9886197902
- Dr. P. Jagadish - 9480493999

Advisors

- Dr. C. R. Srinivas - 9894625702
- Dr. Somesh Gupta - 9868899120
- Dr. Koushik Lahiri - 9830036112
- Dr. Rashmi Sarkar - 9818244340
- Dr. Arun C Inamdar - 94481 02920
- Dr. Anil Abraham - 9901998146
- Dr. Ramesh Bhat - 9840031223
- Dr. P. M. Sangoli - 9945684806
- Dr. Divinder Parsad - 98760 60361
- Dr. M. Ramesh - 9880858573
- Dr. Suresh Talwar - 9335917611
- Dr. Narendra Kamath - 9845744368

International Ambassadors

- Dr. Jayakar Thomas - 9841038484
- Dr. Shyam Verma - 922 710 6000
- Dr. Hema Jerajani - 98200 31483
- Dr. Suresh P. Joshipura - 9978912740
- Dr. D. D. Banodkar - 9699843940

SCIENTIFIC COMMITTEE

Scientific Secretaries		Members	
<ul style="list-style-type: none"> • Dr. A. S. Savitha (Symposium) - 9880512166 • Dr. C. Madura (Workshop) - 9632741998 • Dr. Umashankar Nagaraju (Video Courses) - 9448151468 • Dr. B. M. Shashikumar (Master Classes) - 9886197902 • Dr. Vani Yepuri (Sister Societies) - 7760672615 		<ul style="list-style-type: none"> • Dr. K.C. Nischal - 9945519923 • Dr. Urmila Nischal - 9945139923 • Dr. Samipa S. Mukherjee - 8951255465 • Dr. Kavya - 9480118228 • Dr. T. S. Nagesh - 9844578068 • Dr. K. Shilpa - 9886553646 • Dr. L. Eshwari - 9845935375 • Dr. Raghunatha S - 09886520848 • Dr. Sujala S Aradhya - 9900280192 • Dr. Aniketh Venkataram - 9845580871 	
Website			
<ul style="list-style-type: none"> • Dr. Rasya Dixit - 9449404645 			
Catering Committee		Registration committee	
<ul style="list-style-type: none"> • Dr. S. D. N. Gupta - 9845824744 • Dr. P. Jagadish - 9480493999 • Dr. M. A. Sandeep - 9886060510 • Dr. M. Mahesh - 9880558998 • Dr. M. R. Harish - 9448323157 • Dr. T. S. Nagesh - 9844578068 		<ul style="list-style-type: none"> • Dr. Prabhakar Sangoli - 919945684806 • Dr. M. Ramesh - 9880858573 • Dr. R. Pavan Raj - 8971331292 • Dr. Harikishan Kumar - 9902066568 	
Social Program Committee		Reception Committee	
<ul style="list-style-type: none"> • Dr. Samipa S. Mukherjee - 8951255465 • Dr. M. S. Suresh - 9036826984 • Dr. Govind Mittal - 9844479263 • Dr. Sujala S Aradhya - 9900280192 		<ul style="list-style-type: none"> • Dr. A. S. Nandini - 9886829579 • Dr. Nimala Markandeya - 7406630046 • Dr. M. Ramesh - 9880858573 • Dr. M. S. Suresh - 9036826984 	
Travel & Accommodation Committee		Venue Committee	
<ul style="list-style-type: none"> • Dr. T. S. Nagaraju - 9845201525 • Dr. Chandrakanth Morabad - 9845365571 • Dr. Madan Mohan - 9845074316 • Dr. Keshav - 9844453175 		<ul style="list-style-type: none"> • Dr. Umashankar Nagaraju - 9448151468 • Dr. B. M. Shashikumar - 9886197902 • Dr. P. Jagadish - 9480493999 • Dr. Keshav - 9844453175 • Dr. Govinda Mittal - 9844479263 	

Social & Cultural Events Committee

- | | |
|--|---|
| <ul style="list-style-type: none"> • Dr. K. Srinivasa Murthy (Chairperson) – 9448487213 • Dr. T. S. Vidya (Co Chairperson) – 9901902304 • Dr. Urmila Nischal (Convener) – 9945139923 • Dr. Manish Gautam - 9821012573 • Dr. Madhulika Mhatre - 9819023420 • Dr. Rohith Batra - 9911200050 • Dr. Jayashree Sharad - 9820058598 | <ul style="list-style-type: none"> • Dr. Poorva Shah - 9890188699 • Dr. Vaishalee Kirane - 9822597585 • Dr. Namitha Chathra - 9740203000 • Dr. Govinda Mittal - 9844479263 • Dr. Samipa S. Mukherjee - 8951255465 • Dr. Anil Ganjoo - 9811066584 • Dr. Marjunath Shenoy - 9845009976 • Dr. Ramesh Bhat - 9840031223 • Dr. Anil Abraham - 9901998146 • Dr. Nirmala Markandeya - 7406630046 |
|--|---|



Bucheshwara temple in Konyangola, said to be built in 1173AD, is dedicated to Bucheshwara (a form of Lord Shiva). The main shrine has the Linga (Bucheshwara), along with Saptamathri (7 forms of goddess durga), Sharada, Ganapati (the actual idol was said to be stolen few months back and presently there is a small idol kept in its place), and other deities. Facing the main deity is the shrine of Suryanarayana, the only idol of the deity in whole Karnataka.

DATE	END TIME	SECTION TITLE / DETAILS
------	----------	-------------------------

DAY 2 – 5th May 2017 - HALL 4

Hall 4 Day 2 (Congress Symposium – included in conference registration)

11:00	11:00	Plenary Session in Hall 1
12:00	12:00	Philippine Academy for Dermatologic Surgery Foundation Inc (PADSFI) Session Chairperson: <i>Teresta S. Ferrer MD (PADSFI President)</i> , Co-Chair: <i>Jonathan A. Olzon</i>
(H4/D2/S1)		<ol style="list-style-type: none"> 1. Melasma and P.H. News and Review - <i>Evangelina Hardog</i> 2. Laser Management of Hyperpigmentation Problems... My Personal Approach - <i>Wendy Villanica - Mayano</i> 3. Non Invasive Periorbital Rejuvenation: How I Do It - <i>Clarissa V. Cellano</i> 4. Mid - cheek augmentation in people of brown skin: A South East Asian perspective - <i>Jonathan A. Olzon</i> 5. Trends in lip augmentation using dermal fillers - <i>Jennie Francisco-Diaz</i> 6. Tokins for body rejuvenation - <i>Maria Cristina Payat</i>
13:15	13:15	Free paper 3 Chairpersons: <i>Kalleppa, Rajob Gogoi, Anand Kumar Mittapalle</i>
(H4/D2/S2)		<ol style="list-style-type: none"> 1. Platelet-rich membrane and its advantage in healing of facial injuries - <i>Shubhangi Sharma</i> 2. Many modalities for xanthelasma treatment - <i>Mohesh Unni</i> 3. Outcome of intra-operative injected Platelet Rich Plasma Therapy During Follicular Unit Extraction Hair Transplant: A Prospective Randomized Study in Forty Patients - <i>Suruchi Garg</i> 4. Tattoos Are Beautiful, Reactions Are Ugly. High-frequency ultrasound imaging of tattoo reactions with histopathology as a comparative method - <i>Usha Naraindas Khemani</i> 5. Ethics and Aesthetics - can they be Partners in Practice - <i>K H Satyanarayana Rao</i> 6. Superiority of dutasteride over finasteride in hair regrowth and reversal of miniaturization in men with androgenetic alopecia – a randomized controlled study - <i>Sujit Shanshanwal</i> 7. Autologous Platelet Rich Fibrin in the treatment of chronic non healing leg ulcers - A study of 30 cases - <i>Ameera Asfiya M Iqbal</i> 8. Micropigmentation: A versatile tool for dermatologist - <i>Amit Shrivastava Kenure</i> 9. Dermatoscopic evaluation for correct diagnosis of melasma - a cross-sectional study - <i>Sujala S Aradhya</i>
13:15	14:00	Lunch Break
14:00	15:00	Indonesian society Chair: <i>Sri Lestari K. Setyaningsih</i> , Co-Chair: <i>R.W. Nando Dewi</i>
(H4/D2/S3)		<ol style="list-style-type: none"> 1. Liposuction for axillary hyperhidrosis, my way - <i>Sri Lestari K. Setyaningsih</i> 2. Treatment of acne scars using combination of subcision and subablative RF - <i>R.W. Nando Dewi</i> 3. Fetal and adipose mesenchymal stem cells derived secretome in skin Rejuvenation - <i>Indah Julianto</i> 4. Q-Z rotation flap in nodular pigmented BCC - <i>Yulia Farida Yahya</i>

START TIME	END TIME	SECTION TITLE / DETAILS
		<p>5. My way to correct the complication of nasal ulcers injection - Ago Hanim</p> <p>6. Long pulse Nd YAG Laser for treatment of nail diseases - Natalia Wahyudi</p>
15:00 (H4/D2/54)	16:30	<p>South Africa Session Chairman: Rajendra Kumar Singh, Co-Chair: Imroon Jhetam and Radhika Singh</p> <p>1. Introduction to cosmetic dermatology – a South African perspective - Rajendra Kumar Singh</p> <p>2. Neonatal skin diseases - Radhika Singh</p> <p>3. Treatment of keloids using radiotherapy - Imroon Jhetam</p> <p>4. A new approach to scarring - Unus Omar</p> <p>5. Recent update on acne treatment - Ayesha Omar</p> <p>6. Tumescant anaesthetic and its uses - Rajendra Kumar Singh</p> <p>7. Laser Uposuction with video demonstration - Rajendra Kumar Singh</p> <p>8. Update on cellulite - Susan Johnson</p> <p>9. Why Topical Vitamin A is essential today? - Desmond Fernandes</p>
16:30 (H5/D2/55)	17:30	<p>Free paper 4 Aesthetics Chairpersons: Hemant Kumar Kar, Pratap Dasiga, Somasundar S</p> <p>1. Comparative study of Oral Tranexamic acid versus Intralesional Tranexamic acid in Treatment of Melasma - Harshvardhan Gowda H</p> <p>2. Chemical peels in difficult indications - in pigmented skin types - Rinky Kapoor</p> <p>3. Treatment of Androgenetic Alopecia: Platelet Rich Plasma and Topical Minoxidil V/S Platelet Rich Plasma Alone V/S Minoxidil Alone - Gourav Dash</p> <p>4. Investigation of The Efficacy and Safety of QR678 Injections in Enhancing Human Hair Growth – A Pilot Study - Rinky Kapoor</p> <p>5. Aquafilling-A novel technique for face and breast augmentation - Vijay L. Aswani</p> <p>6. Innovative techniques in intralesional cryo for keloids - Byregowda T S</p> <p>7. Non-Surgical Rhinoplasty: A Novel Approach - Ismail Shaikh</p> <p>8. Maze sign- A definitive Trichoscopic sign in trichotillomania - Samipa Mukherjee</p> <p>9. Novel use of variable pulsed Er: YAG for treatment of acne scar – A study on south Indian population - Namitha Chitra</p> <p>10. Epidermal micrografting in Vitiligo - Sandip Agarwal</p> <p>11. To study hair cycle dynamics in men with androgenetic alopecia - AV Chitalia</p>
18:00		<p>Note : Coaches will leave the congress venue from 18:00 to 18:30hrs. Delegates are advised to proceed directly from the conference venue to the banquet. Kindly note, that rush hour traffic may delay you inordinately if you go back to the hotel.</p>

12th World Congress of
Cosmetic
Dermatology

13-17 SEPTEMBER
2010 Beijing, P.R. CHINA

FACULTY

AGO HARLIM



Preferred Partner





12th World Congress of **Cosmetic Dermatology**

2017 BENGALURU

Joint meeting of IACD & ACS(I)

Programme Guide

Dates :

4th to 6th May, 2017

Venue :

**Dr. Babu Rajendra Prasad
International Convention Centre (GKVK)
Bengaluru, India**

www.wcocdbengaluru.com

Cosmetic Dermatology
Global Perspectives



Dr. Lawrence Charles Parish
Congress and IACD President

Dr. Venkataram Mysore
Congress President

Dr. B. S. Chandrashekar
Secretary General

Prof. R. Raghunatha Reddy
Organizing Chair

WOCD

Dr. Larry E. Millikan
Secretary - General

Dr. Jennifer L. Parish
International Program Chair

ACSII

Dr. Manas Chatterjee
President

Dr. Umashankar Nagaraju
Honorary Secretary General

Organizing Committee

Vice Presidents

Dr. S. Sacchidanand

Dr. S. C. Rajendran

Dr. D. A. Satish

Treasurer

Dr. Nagaraju T. S.

Joint Secretaries

Dr. Umashankar Nagaraju

Dr. Shashikumar B. M.

Dr. Jagadish P.

Scientific Secretaries

Dr. Madura C.

Dr. Savitha Somalah

Scientific Committee

Dr. K. C. Nichal

Dr. Urmila Nichal

Dr. Samina S. Mukherjee

Dr. Vaidhyanathan

Website

Dr. Ramesh Datta

Cosmetic Dermatology Global Penetration

Dr. Babu Rajendra Kumar
International Congress of Cosmetic
Dermatology, Bengaluru, India
(2017)

Date: 20th April, 2017.

Dear Dr. Ago Harlim,

Sub: Invitation to the 12th World Congress of Cosmetic Dermatology-
WOCD 2017.

The Organizing and Scientific committee of the World Congress would like to extend its warm welcome to you to the XII World Congress of Cosmetic Dermatology (WOCD) to be held in Bengaluru, India from the 4th - 6th May 2017. The conference is jointly organized by IACD (International Academy of Cosmetic Dermatology) and ACSII (Association of Cutaneous Surgeons India).

Kindly note the details of your sessions, both in the main Congress symposium and optional events.

Date	Category	Session Timings	Topic
5- May-17	INDONESIAN SOCIETY	14.00-15.00	My way to correct the complication of nasal silicon injection
	Hall D		

*Please find attached Programme details.

Note: If not already sent, request you to please send detailed CV for accreditation, brief CV on a single power point slide and a photo. Kindly mail details to secretary@wccdbengaluru.com

Imp: We also request you to kindly send your contact number in C V as well as in the Email.

You may visit www.wccdbengaluru.com for details. The app wccdb2017 is also ready and you may download it from play store.

You are invited to the social Events which are as follows :

4th May : Welcome & inaugural ceremony

5th May : Gala Dinner

Congress Secretariat:-

CUTIS Academy of Cutaneous Sciences

#51, 6th Main, MRCH Layout, Vijayanagar Bengaluru 560048, Tel PN: 080 67157222(4 lines)

Email: info@wccdbengaluru.com

On Thu, Nov 24, 2016 at 11:42 AM, sri lestari <srilestari_07@yahoo.com> wrote:

Dear DR Venkataram

Here the names and the topics of "Indonesian Session" for World Congress of Cosmetic Dermatology, Bangalore May 2017.

Chair : Sri Lestari K. Setyaningsih, MD (Consultant DV), FAADV, FINS DV

Co-Chair : R.W. Nanda Dewi, MD

The names and topics for "Indonesian Session"

- 1.Sri Lestari K. Setyaningsih, MD : Liposuction for axillary hyperhidrosis, my way
2. R.W. Nanda Dewi, MD : Treatment of acne scars using combination of subcision and sublativ RF
- 3.Indah Julianto. MD, PhD : Fetal and adipose mesenchymal stem cells derived secretome in skin Rejuvenation
4. Yulia Farida Yahya, MD, PhD : O-Z rotation flap in nodular pigmented BCC
- 5.Ago Harlim, MD, MHS, PhD : My way to correct the complication of nasal silicon injection
6. Natalia Wahyudi, MD : Long pulse Nd YAG Laser for treatment nail diseases

Best regards

Sri Lestari MD (Consultant DV), FAADV, FINS DV

Dermatology and Venereology Department, Dr M Djamil Hospital, Medical Faculty of Andalas University, Padang, West Sumatra, Indonesia.

Chief of Residency Programme of Dermatology and Venereology

Chief of Skin Tumor, Skin Surgery Division and Cosmetic Dermatology Division

Member of PERDOSKI, ISDS, DASIL, AAD, ITMP-ASDS

Fellow of FINS DV, FAADV, FAAD

My Way to Correct The Complication of Nasal Injection
WCOCD
Bengaluru, India 4-6 Mei 2017

Abstract

Introduction and Aims:

Silicone liquid have been used for nasal injection in many country. Through the years many complications have been reported such as granulomatous, inflammatory responses, migration, and discoloration of the tissue. However, silicone injection is still being practiced illegally. Because of economic issues and the rarity of medical grade silicone, various developing countries use industrial silicone, which results in even more complications. Patients with liquid silicone injected to their nose usually come to visit a doctor after experiencing complications such as granuloma, edema, redness with telangiectasia. Usually the patients want to remove the silicone and treat the complication. Unfortunately, silicone can not be removed and already absorbed to the skin.

Materials and methods:

Some complications are difficult to treat. To treat it, the doctors have to put special design of nose implant, curettage to remove the silicone and granuloma, do some laser and steroid injection. Laser used for reducing the redness is long pulse NDYag 1064nm, 59 joule, frequency 1.0Hz, pulse 5ms, spot size 4mm. For the telangiectasia we use long pulse NDYag 1064nm, 180 joule , frequency 1.0Hz, pulse 15ms, spot size 2mm. Steroid injection using triamcinolon 10mg/ml for the granuloma and fibrosis.

Results:

Granuloma nodule will be smaller after curetation and steroid injection, The redness and telangiectasia become lighter after 5 time long pulse Nd Yang, and shape of the nasal become slim and straight up after implantation

Conclusions:

To correct the complication of silicone nasal injection we need several device or ways such as operation, curetation, implant, laser and steroid injections.

Introduction:

Silicone liquid have been used for nasal injection in many country. Through the years many complications have been reported such as granulomatous, inflammatory responses, migration, and discoloration of the tissue. In 1990, more than 100,000 patients in United States had received silicone injection in their face. In Indonesia, there had been no research on silicone injection and its complications, although the cases were abundant. The use of silicone injection for cosmetic treatment had been banned by Federal Food, Drug & Cosmetic America (FDA) since 1992. Liquid silicone which was injected into the skin can migrate and cause morphological changes and uncontrolled inflammatory response. Liquid silicone in the tissue is persistent, so it will lead to chronic inflammation and granulomas formation. In severe cases,

it could be followed by infection, necrosis, and abscess. However, silicone injection is still being practiced illegally. Because of economic issues and the rarity of medical grade silicone, various developing countries use industrial silicone, which results in even more complications. Patients with liquid silicone injected to their nose usually come to visit a doctor after experiencing complications such as granuloma, edema, redness with telangiectasia. Usually the patients want to remove the silicone and treat the complication. Unfortunately, silicone can not be removed and already absorbed to the skin.

Materials and methods:

Some complications are difficult to treat. To treat it, the doctors have to put special design of nose implant, curettage to remove the silicone and granuloma, do some laser and steroid injection. Laser used for reducing the redness is long pulse NDYag 1064nm, 59 joule, frequency 1.0Hz, pulse 5ms, spot size 4mm. For the telangiectasia we use long pulse NDYag 1064nm, 180 joule , frequency 1.0Hz, pulse 15ms, spot size 2mm. Steroid injection using triamcinolon 10mg/ml for the granuloma and fibrosis.

Results:

Granuloma nodule will be smaller after curetation and steroid injection, The redness and telangiectasia become lighter after 5 time long pulse Nd Yang, and shape of the nasal become slim and straight up after implantation

Before



After



Before



After



Before



After



Before



After





Figure 1. Before and after curettation, cut the excessive skin on columella area and put the implant.

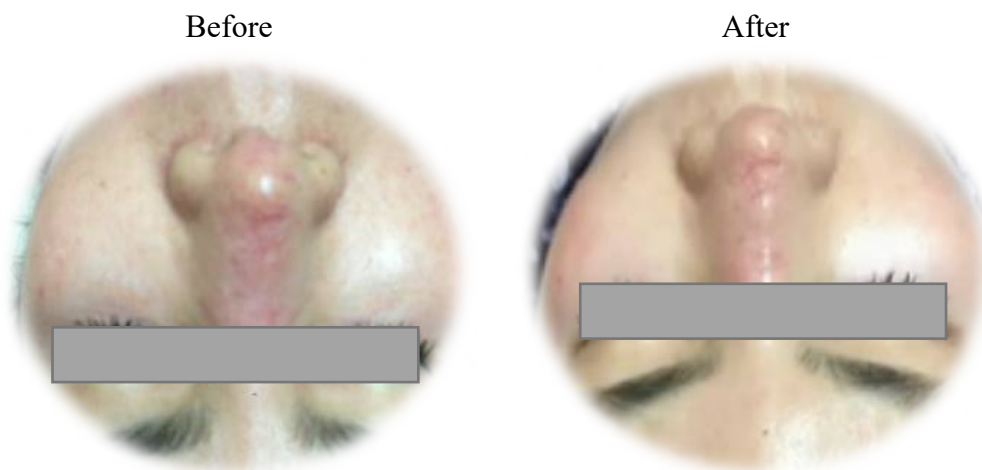


Figure 2. Before and laser after long pulse NdYag laser for the redness

Discussion

Granuloma is a form of localized nodular inflammation, which is found in tissues. On examination, there is a tumor-like mass or node of granulation tissue with active fibroblast growth and capillaries that contain epithelial-like macrophages surrounded by mononuclear cells, lymphocytes, and sometime multinucleated giant cells present at the central core of granuloma.

On clinical point of view, silicone granuloma is characterized by the presence of complications of silicone. There are usually granuloma nodes, migrating silicone, wider nose and signs of inflammation such as redness and swelling depending on the stage.

The management of silicone-induced granuloma is often difficult due to migrating silicone and some of the silicone penetrates into the skin reaching epidermis. In general, the management of granuloma can be categorized into 2, i.e. surgical and pharmacological treatment. The management of nasal silicone granuloma is adjusted for the occurring complications. We must remove granuloma, which is under the skin; afterwards, we perform excision of excessive skin or implant insertion creating firmer skin and cosmetically more attractive. Remaining fibrosis or granuloma can be treated using steroid injection and laser therapy is performed for redness.

Frist, I have to do the curettation the granuloma, and cut the excessive skin on the columella area, and put the implant to make the nose straight up.

Second, I have to do the laser for the redness and telangiectasia. Some vascular laser can be used for the redness because of silicone inflammation. Pulse Dye laser or long pulse Nd Yag can be used for that. Similar results were obtained with the variable long pulsed Nd:YAG laser compared to the traditionally used systems (Pulsed Dye, KTP, IPL) in the treatment of visible facial telangiectasia. However less treatment sessions were needed with the Nd:YAG lasers and thicker vessels were targeted. In rosacea, improvement in flushing and inflammatory flairs-ups which have not responded to traditional wavelengths were constantly achieved with the 1064 nm Nd:YAG laser.

Long-pulse NdYag laser with a wave length of 1064 nm, at dose of approximately 100 J, spot size of 4, and pulse duration of 10ms can be used. For telangiectasia, the power is approximately of 180 J, a spot size of 2, and pulse duration of 5ms. Sufficient cooling before

and after laser procedure should be done, either by using ice pack, air cooling, cryo or other methods. The laser treatment should be started at a low dose and the dose is increased gradually for each visit until a change can be observed. The target does not diminish instantly, the colour does not always change rapidly, sometimes it only becomes paler.

Third, the rest of fibrosis, we need to do injection with steroid example; triamcinolone . Dose : 10 mg /cc, one fibrosis need about 0.1 cc. We give the steroid injection for about 6 time, every 2 weeks.

Conclusions:

To correct the complication of silicone nasal injection we need several device or ways such as operation, curettation, implant, laser and steroid injections.

References :

1. Arnold WK, Gary DM, David Duffy. Soft tissue augmentation in practice of dermatology. In: Robinson K, Hanke CW, Sengelmann RD, Siegel DM eds. Surgery of the skin: procedural dermatology. Philadelphia:Elsevier Mosby; 2005.p.419-36
2. Carney JM. Implant. In: Bhatia AC, Rohrer TE eds. Surgery of the skin: procedural dermatology. China:Elsevier Saunders; 2015.p.409-26
3. Telfer N, Moy RL Nasal Reconstruction. In: Lask GP, Moy RL eds. Principle and Technique of Cutaneous Surgery. USA:Mc Graw Hill;1996.p.381-402
4. Manson CL, Arpey CJ, Whintaker DC. Regional Reconstruction: trunk, extremities, hands, feets, face (perioral, periorbital, cheek, nose, forehead, ear, neck, scalp) In: Robinson K, Hanke CW, Sengelmann RD, Siegel DM eds. Surgery of the skin, procedural dermatology. Philadelphia:Elsevier Mosby; 2005.p.381-400
5. Becker FF. The Nose. In: Harahap M. ed. Skin Surgery. USA: Warren H. Green Inc.;1985.p.301-19
6. Matsumoto K. The Nose. In: Harahap M. ed. Skin Surgery. USA: Warren H. Green Inc.;1985.p.321-47
7. Hussain W. Nasal Reconstruction: a dermatological surgeon's approach to recreating the 'aesthetic king' of the central face. British Journal of Dermatology. 2014. Aug vol 171
8. Graham BS. Nasal tip ulceration from infection and extrusion of nasal alloplastic implant. J Am Acad Dermatol.2001 Feb;44(2 Suppl) 362-4
9. Lee JM, Kim YJ. Foreign body granulomas after the use of dermal fillers: Pathophysiology, clinical appearance, histologic features, and treatment. Arch Plastic Surgery. 2015. March vol 42
10. Ellis LZ, Cohen JL, High W. Granulomatous reaction to silicone injection. Clinical Aesthetic Dermatology. 2012. July vol 5.
11. Ozyurt K, Colgecen E, Baykan H, Ozturk P, Ozkose M. Treatment of Superficial Cutaneous Vascular Lesions : Experience with the Long Pulsed 1064nm Nd:YAG Laser. The Cientific World Journal. 2012.
12. Kozarev J. Use of Long Pulse Nd:YAG 1064nm Laser for Treatment of Rosacea Telangiectasia. Journal of the Laser and Health Academy. 2011. Vol 1.

