

Efficacy and safety of medical cannabinoids in children with cerebral palsy: a systematic review

by Abraham Simatupang

Submission date: 13-Nov-2023 11:17AM (UTC+0700)

Submission ID: 2226199222

File name: 2-1.pdf (436.29K)

Word count: 4905

Character count: 29632

REVIEW

Efficacy and safety of medical cannabinoids in children with cerebral palsy: a systematic review

Widya Murni¹, Tungki Pratama Umar², Kevin Tandarto³, Abraham Simatupang⁴, Armedy Ronny Hasugian⁵, Reza Yuridian Purwoko⁵, Sri Idaiani⁵, Bella Stevanny², Caroline Oktarina⁶, Reganedgary Jonlean⁶, Tamara Tango⁶, Kevin Surya Kusuma³, Sagita Pratiwi Sugiyono³, Aditya Putra³

¹ Jakarta Anti-Aging Center Clinic, Jakarta, Indonesia.

² Faculty of Medicine, Sriwijaya University, Palembang, Indonesia.

³ Faculty of Medicine and Health Sciences, Atma Jaya Catholic University of Indonesia, Jakarta, Indonesia.

⁴ Department of Pharmacology and Therapy, Faculty of Medicine, Universitas Kristen Indonesia, Jakarta, Indonesia.

⁵ Indonesia National Research and Innovation Agency, Jakarta, Indonesia.

⁶ Faculty of Medicine, University of Indonesia, Jakarta, Indonesia.

DOI: 10.31744/einstein_journal/2023RW0387

ABSTRACT

Introduction: The increasing popularity of cannabinoids for treating numerous neurological disorders has been reported in various countries. Although it reduces tetrahydrocannabinol psychoactivity, it helps patients tolerate higher doses and complements the anti-spasmodic effects of tetrahydrocannabinol. One of the most important potential of cannabinoids are related to its potential to help children with cerebral palsy, a contributor of lifelong disability. Therefore, this systematic review aimed to assess the efficacy and safety of medical cannabinoids in children with cerebral palsy. **Methods:** This review adhered to The Preferred Reporting Items for Systematic Reviews and Meta-analysis 2020 guidelines. Seven databases, namely, Scopus, PubMed, EBSCO Host, ProQuest, Google Scholar, Semantic Scholar, and JSTOR, were used to identify relevant studies. Studies examining pediatric patients with cerebral palsy and reporting the efficacy and safety of medical cannabinoids through clinical trials, observational cross-sectional studies, or cohort designs were included. The outcomes of the studies included the efficacy of medical cannabinoids administered for spasticity, motor components, pain control, sleep difficulties, adverse effects, and seizure control. **Results:** Of 803 identified articles, only three met the inclusion criteria for data synthesis. One study exhibited a moderate risk-of-bias. A total of 133 respondents, mainly from Europe, were investigated. Overall effectiveness and safety were considered good. However, the results are inconsistent, especially regarding spasticity treatment variables. **Conclusion:** The anti-spasticity, anti-inflammatory, and anti-seizure properties of cannabinoids might be beneficial for patients with cerebral palsy, although their effectiveness has not been widely studied. Further studies with larger sample sizes and various ethnicities are warranted.

Prospero database registration: (www.crd.york.ac.uk/prospero) under ID CRD42022358383.

Keywords: Cannabinoids; Child; Cerebral palsy; Efficacy; Safety; Patient safety

INTRODUCTION

Complex movement disorders are a heterogeneous group of neurological disorders characterized by different types of abnormal movements and postures, including spasticity and dystonia. These abnormal movements and postures are generally associated with severe orthopedic problems, chronic pain, eating difficulties, constipation, sleep disturbances, epilepsy, and a poor quality of life.⁽¹⁾ Cerebral palsy (CP) is the most common complex movement disorder, with multiple complications that begin during childhood. The estimated prevalence is 2–3 per 1,000 live births.⁽²⁾

How to cite this article:

Murni W, Umar TP, Tandarto K, Simatupang A, Hasugian AR, Purwoko RY, et al. Efficacy and safety of medical cannabinoids in children with cerebral palsy: a systematic review. *einstein* (São Paulo). 2023;21:eRW0387.

Corresponding author:

Widya Murni
Jakarta Anti-Aging Center Clinic
Grandhika Hotel Lt. Mezzanine
Jl. Iskandarsyah Raya No.65, RT.5/RW.2 -
Melawai, Kebayoran Baru
Zip code: 12160 - South Jakarta City - Jakarta
Greater Area - Indonesia
E-mail: drwidyamurni1@gmail.com

Received on:

Nov 17, 2022

Accepted on:

Mar 19, 2023

Copyright the authors



This content is licensed under a Creative Commons Attribution 4.0 International License.

Medical cannabinoids are becoming increasingly popular in several countries. Cannabinoid-based therapies have been investigated for the treatment of various neurological disorders, particularly drug-resistant epilepsy and movement disorders.⁽³⁾ The methodologies used in these studies and the derived results are controversial. Cannabinoid-based drugs, phytocannabinoids, and synthetic cannabinoids have multiple mechanisms of action including interactions with endocannabinoid receptors.^(4,5) In addition, cannabidiol may potentiate some of the beneficial effects of tetrahydrocannabinol (THC) as it reduces the psychoactivity of THC and allows patients to tolerate higher THC doses. Cannabidiol may also complement the anti-spasmodic effects of THC (e.g., via local enhancement of glycine signaling; inhibition of endocannabinoid degradation; or delayed demyelination through anti-inflammatory, antioxidant, and anti-excitotoxic mechanisms).⁽⁵⁾ Cannabinoids have therapeutic potential in movement disorders. Synthetic cannabinoids, such as nabilone, dronabinol, and Sativex, are cannabinoid receptor agonists with effects similar to those of THC. They have been approved for clinical indications including spasticity, pain, and refractory epilepsy.^(6,7) However, its efficacy and safety in children with CP are uncertain, especially in the treatment of spasticity, pain, and seizures. This systematic review aimed to assess the efficacy and safety of medical cannabinoids in children with CP.

METHODS

Study registration and strategy

The Preferred Reporting Items for Systematic Reviews and Meta-Analysis 2020 guidelines were followed to develop this review. The Scopus, PubMed, EBSCO Host, ProQuest, Google Scholar, Semantic Scholar, and JSTOR databases were used to identify studies relevant to the search terms. The search terms used in each database are listed in Appendix 1. No time restrictions were imposed on the literature search. Manual search was also conducted by examining the citations of selected articles to identify relevant publications that were not indexed in the aforementioned databases.⁽⁸⁾

Eligibility criteria

Studies examining pediatric patients with CP and reporting the efficacy and safety of medical cannabinoids through clinical trials, observational cross-sectional studies, or cohort designs were included. Systematic reviews, meta-analyses, narrative reviews, case reports, case series, opinion pieces, conference abstracts, and grey literature were excluded.

Study selection

The titles and abstracts of unique studies were independently screened using Rayyan QCRI, an online software used for abstract and title screening.^(9,10) This process was performed by two reviewers, and supervised and adjudicated, if necessary, by a single reviewer. Full-text articles were obtained and two reviewers independently conducted eligibility assessments. No reviewers were blinded to the bibliographic information of the studies.

Outcomes

The outcomes of the studies included the efficacy of medical cannabinoids administered for spasticity, motor components, pain control, sleep difficulties, adverse effects, and seizure control. Cerebral palsy should be assessed using validated tests and internationally standardized diagnostic criteria.

Risk-of-bias

Several tools were used to assess the risk-of-bias based on the study type. We used the Risk-of-Bias in Non-Randomized Intervention Studies tool (ROBINS-I) to examine the potential risk-of-bias in the selected experimental nonrandomized studies. The tool can be assigned for the following areas: (i) entanglement bias, (ii) study participant selection bias, (iii) exposure measurement bias, (iv) exposure misclassification bias during follow-up, (v) bias in outcome measurement, (vi) bias in missing data, and (vii) bias in the selection of the results. The risk-of-bias was assessed on 0–4 scale points following the severity of the bias risk. The randomized studies used the RoB-2 tool. The five following domains were assessed: i) randomization, ii) deviation from the intended intervention, iii) outcome measures, iv) missing outcome data, and v) selection from reported outcomes. Furthermore, we assessed the potential bias in cross-sectional studies using the Risk-of-Bias Instrument for Cross-sectional Surveys of Attitudes and Practices contributed by the CLARITY group at McMaster University. The following five domains were assessed: i) representative population, ii) adequate response rate, iii) missing data, iv) clinically sound, and v) reliability and validity of the survey instrument.

Two reviewers independently assessed the risk-of-bias and the strength of evidence in all relevant studies. Any disagreements between the two researchers were resolved through consultation with a third researcher.

Ethics approval

The authors of this article did not conduct human or animal studies. Therefore, ethical approval was not required.

Patient and publication consent statement

The authors of this article did not conduct human or animal studies. Therefore, patient and publication consent was not required.

RESULTS

Study screening

The search strategy yielded 803 articles, of which the titles and abstracts of 716 unique articles were evaluated for eligibility after deduplication. A total of 642 articles were considered ineligible and were excluded in the first screening phase. The full texts of the remaining 74 articles were reviewed to assess their eligibility for inclusion and 71 articles were excluded. Three studies met the inclusion criteria for data synthesis (Figure 1).

Study characteristics

Table 1 presents the characteristics of the included studies. This systematic review included three research projects, one of which was an observational study and two were experimental studies (RCT and non-RCT). There were 133 respondents (range: 19–70 participants). Each study included a European population.^(11–13) All investigations examined the benefits and adverse effects of medical cannabis administration. Only two studies

provided information on the average age of participants and duration of treatment, with a mean ages of 12.6⁽¹¹⁾ and 6.51⁽¹²⁾ years and treatment durations of 12 weeks⁽¹¹⁾ and five months,⁽¹²⁾ respectively.

Types of medical cannabinoids and administration methods

All studies used various cannabinoid substances and administration methods. Fairhurst et al.⁽¹¹⁾ used a nabiximols solution containing 2.7mg THC, 2.5mg cannabidiol (CBD), and other cannabinoid and non-cannabinoid components. The medications were administered orally or sublingually for 12 weeks. Meanwhile, Libzon et al.⁽¹²⁾ used two products of CBD nourished with 5% oil preparation (one with CBD: THC=20:1 and the other with CBD: THC=6:1), Which were administered twice or thrice daily for five months via an oral or feeding tube route. Furthermore, an observational study by Morosoli et al.⁽¹³⁾ revealed that only 52% of patients specified a particular cannabinoid prescription, which included dronabinol solution, cannabis oil, cannabis, *Cannabis sativa* spray, CBD, and Epidiolex.

Role of medical cannabis in cerebral palsy symptoms alleviation

The effects of medical cannabis on patient complaints varied. Fairhurst et al.⁽¹¹⁾ found no difference in the primary outcome of caregiver-reported spasticity between the cannabis-administered and control groups (mean difference: -0.166, p=0.729). In contrast, Libzon et al.⁽¹²⁾ showed that irrespective of treatment allocation, the entire study population showed improved spasticity, quality of life (QOL), and gross motor coordination. Along with pain duration and frequency, pain intensity decreased, as evidenced by an improvement in the visual analog scale (VAS) score. Meanwhile, Morosoli et al.⁽¹³⁾ reported that, while not specifically addressing the domain of improvement, more than half of the participants experienced a moderate-to-strong influence from cannabis administration, with about one-fifth reporting no improvement.

Safety profile of medical cannabis in cerebral palsy patients

Medical cannabis is particularly safe for pediatric patients with CP. The adverse events were mild-to-moderate, with no long-term consequences.⁽¹³⁾ Tiredness, dizziness, exhaustion, xerostomia, diarrhea, nausea, vomiting, and confusion are several examples of reported symptoms. Serious adverse events included

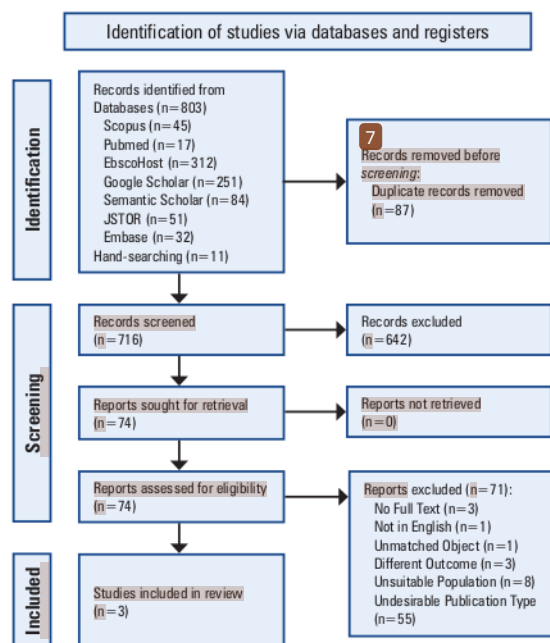


Figure 1. Study flow diagram

Table 1. Summary of included studies

Author	Country	Study type	Sample size	Comparison	Mean Age (years)	Duration of treatment	Substance	Instrument	Main findings
Fairhurst et al. ⁽¹⁰⁾ (2020)	United Kingdom, Israel, Czech Republic	RCT	72 (CP: 47)	Placebo control	12.6	12 weeks	Oromucosal nabiximols	NRS for spasticity	No significant difference in the spasticity between nabiximols versus placebo groups after 12 weeks (p=0.12 ⁽⁹⁾). The substance is generally well tolerated by pediatric patients, with three cases of hallucinations. ⁽¹⁾
Libzon et al. ⁽¹²⁾ (2018)	Israel	Non-RCT	25 (CP: 19)	No Control Group	6.51	5 months	Cannabidiol-enriched 5% oil formulation (cannabidiol-to-THC ratio 6:1 and 20:1)	NRS for spasticity, VAS for pain, dystonia scale, CPCHILDQoL questionnaire	NRS for spasticity improved from baseline in the entire study population regardless of treatment assignment. VAS score improved in addition to pain duration, frequency, and dystonia. The CPCHILDQoL improved in the study cohort. Adverse effects were rarely reported (including seizure deterioration). There were no changes in ECG or blood tests.
Morosoli et al. ⁽¹³⁾ (2021)	Europe, North America, Australia	Cross-sectional	70	N/A	N/A	N/A	Medical cannabinoids (including cannabis oil, dronabinol solution, cannabis tincture, and cannabis spray)	Questionnaire	The impact of medical cannabinoids on CP symptoms alleviation is mainly considered strong or moderate (68%). Common acute side effects of cannabinoid administration are sleepiness, restlessness, diarrhea, and nausea. No long-term side effects are witnessed.

CP: cerebral palsy; CPCHILDQoL: Cerebral Palsy Child Questionnaire for Quality of Life; ECG: electrocardiogram; NRS: numeric rating scale; RCT: Randomized Controlled Trial; VAS: visual analog scale.

changes in seizure characteristics,^(11,12) disorientation, euphoria, hypotonia, distress, hallucinations, psychotic symptoms, food aversion, elevated liver enzymes, and viral upper respiratory tract infections.^(11,13) In contrast, Libzon et al. did not report any deterioration in the electrocardiogram (ECG) or blood tests, and the detrimental reactions could be controlled by reducing the dose of cannabinoids.⁽¹²⁾

Study quality (risk-of-bias)

The overall risk-of-bias was moderate-to-low. The moderate results in the study by Morosoli et al.⁽¹³⁾ were related to the lack of adequate clinical assessment and the reliability and validity of the survey instrument domains. This was not observed in the other included studies. The risk-of-bias assessment is shown in figure 2.

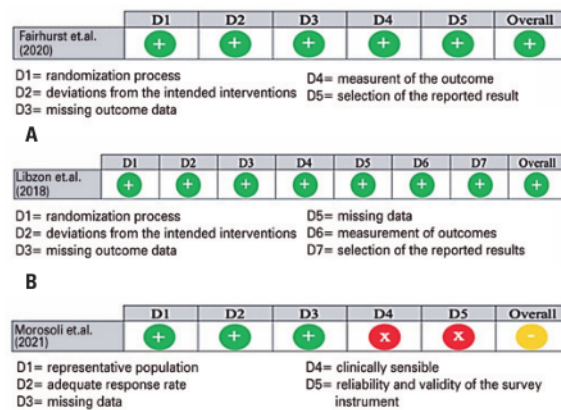


Figure 2. Risk of Bias Assessment. (A) Cochrane risk-of-bias tool for randomized trials risk-of-bias (ROB-1); (B) Risk of bias in non-randomized studies - of interventions (ROBINS-I); (C) Risk of Bias for Cross-Sectional Surveys of Attitudes and Practices (ROB-CASAP).

DISCUSSION

Reports on the benefits of medical cannabis are increasing. Despite the controversy over its safety and efficacy, studies have suggested that cannabis may have the therapeutic potential to improve several disorders, including neurological diseases.⁽¹⁴⁻¹⁶⁾ Reduction in seizure frequency,^(17,18) spasticity, neuropathic pain,⁽¹⁵⁾ and other motor function disorders^(16,18) are the most-reported positive impacts.

However, concerns regarding the adverse effects of cannabis have emerged. Non-serious adverse effects may occur even before cannabis initiation.^(11-13,18) However, they can be generally resolved by reducing the dose of cannabis or changing the pattern of administration.^(12,16,17) THC is the most important contributor to the psychoactive side-effects. Using a 'start low and go slow' dosing strategy and combining CBD with THC may mitigate most adverse events.⁽¹⁹⁾ Therefore, the safety level is generally acceptable if the medication dose and administration are suitable.

Cannabis plants contain more than 100 known cannabinoid compounds. The psychoactive Δ^9 -tetrahydrocannabinol (Δ^9 -THC) and the non-psychoactive CBD are the principal neuroactive components of cannabis. The term "non-psychoactive" refers to the absence of psychotropic effects compared to Δ^9 -THC.⁽²⁰⁾ Most cannabis retail products fall into one of the following three categories: Δ^9 -THC-dominant, CBD-dominant, or a balanced "hybrid" product with high concentrations of both Δ^9 -THC and CBD.⁽²¹⁾ These products can be consumed through several methods, including smoke inhalation, vaporization, oral ingestion, and other routes (topical and suppository).⁽¹⁹⁾ All three included studies reported on oral-ingestion of various preparations of cannabis, such as oils, tinctures, and sprays, which are associated with better convenience and less odor.⁽²²⁾

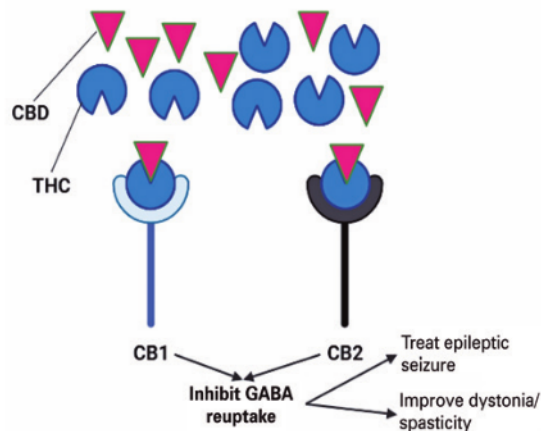
Cerebral palsy refers to a set of persistent movements and postural disorders that restrict activity and is caused by non-progressive disruptions in the developing brain.⁽²³⁾ This disorder causes motor disorders, a broad range of comorbidities, and secondary conditions such as sensation, perception, cognition, communication, and behavioral disturbances.⁽²⁴⁾ Pain is the most common secondary consequence of severe health concerns in children with CP. It is primarily related to movement disorders (the basis of CP), musculoskeletal problems, and repeated exposure to painful procedures, including surgery.⁽²⁵⁾

The effect of cannabinoid administration in patients with CP is uncertain despite its high potential.⁽²⁶⁾

There are two types of cannabinoid receptors in human cells: types 1 (CB1) and 2 (CB2). CB1 is found in the central nervous system and peripheral tissues, whereas CB2 is mainly found in the immune cells.⁽²⁷⁾ CB1 receptors are primarily located at the terminals of the central and peripheral neurons, where they regulate neurotransmitter release and psychoactive traits.⁽⁸⁾ They are also abundant in brain areas associated with nociceptive perception, such as the thalamus and amygdala.⁽²⁸⁾ CB1 receptor activation modifies nociceptive thresholds and exerts various biological effects by balancing excitatory and inhibitory neurotransmitters, mainly related to the Gamma-Aminobutyric Acid system, which can be used to treat seizures and spasms.^(29,30) CB2 receptor activation hinders the release of inflammatory mediators by cells close to the nociceptive nerve terminals and prevents pain signals from entering the central nervous system.⁽²⁸⁾

Cannabinoids presynaptically hinder glutamate release.⁽³¹⁾ The amplification of CB1 receptors reduces glutamatergic transmission in THC-exposed animals, and chronic cannabis use decreases glutamate metabolites in the human brain. Several animal studies have identified CB1 as a receptor that modulates the anti-spasticity effects of cannabinoids.⁽²⁸⁾ Owing to its effectiveness in alleviating spasticity in both animal models and humans, Δ^9 -THC is the most important cannabinoid that mediates the anti-spasticity effect of cannabinoid preparations.⁽³²⁾ Therefore, Δ^9 -THC is responsible for treating CP-related dystonia.

In addition to lowering spasticity, Δ^9 -THC and CBD have been shown to prevent seizures in animal models. These substances exhibit low toxicity and high tolerability.⁽³³⁾ Δ^9 -THC is a partial agonist of both CB1 and CB2 receptors and reduces the severity of seizures by activating CB1. Furthermore, Δ^9 -THC has powerful anti-inflammatory effects on microglia, which are the primary immune cells of the central nervous system. Considering the synergistic relationship between seizures and inflammation, the cannabinoid system offers a novel strategy for targeting both sectors of this feedback mechanism.⁽³⁴⁾ Cannabidiol structurally resembles Δ^9 -THC, but has low affinity for CB1 and CB2 receptors. Cannabidiol may exert anti-seizure effects by reducing glutamate release. CBD also minimizes epileptiform events in the hippocampus in an in vitro model in a CB1-independent, concentration-dependent, and region-specific manner.⁽³⁵⁾ The illustration of the effects of cannabinoids on spasticity and epileptic seizures is shown in figure 3.



CBD: cannabidiol; CB1: cannabinoid receptor type 1; CB2: cannabinoid receptor type 2; GABA: gamma-aminobutyric acid; THC: tetrahydrocannabinol.

Figure 3. Mechanism of cannabidiol and tetrahydrocannabinol in improving cerebral palsy-symptoms

LIMITATIONS

This systematic review has some limitations. The number of studies included in this systematic review was limited to those with different study designs. Of the three studies, only one was an RCT. The small sample sizes of the included studies may not represent real-world efficacy and safety. In addition, the study focused mainly on the European population, making generalizability challenging to achieve.

CONCLUSION

Cannabinoids may be beneficial in patients with cerebral palsy; however, their effectiveness has yet to be thoroughly studied. The proposed modes of action of cannabinoids in cerebral palsy include anti-spasticity, anti-inflammatory, and anti-seizure features. Although mild-to-moderate adverse events have been reported, there have been no reports of long-term adverse events, indicating a favorable safety profile. Further research with a larger sample size, extended study period, and individuals of various ethnicities is required to determine the role of cannabinoids in cerebral palsy.

AUTHORS' CONTRIBUTION

Widya Murni and Armedy Ronny Hasugian: conceptualized a research project. Tungki Pratama Umar: handled methodology, software, data, and played

a key role in writing and visualization. Kevin Tandarto: curated data and contributed to writing. Abraham Simatupang: supervised and investigated. Reza Yuridian Purwoko: supervised and conceptualized. Sri Idaiani: validated. Bella Stevanny: validated, wrote, and edited. Caroline Oktarina, Reganedgary Jonlean, and Tamara Tango: engaged in formal analysis. Kevin Surya Kusuma: provided resources. Sagita Pratiwi Sugiyono and Aditya Putra: performed thorough reviews. The corresponding author ensured accuracy and agreement.

AUTHORS' INFORMATION

Murni W: <http://orcid.org/0000-0002-1023-6493>
 Umar TP: <http://orcid.org/0000-0001-6975-8096>
 Tandarto K: <http://orcid.org/0000-0002-6998-8091>
 Simatupang A: <http://orcid.org/0000-0003-2497-9738>
 Hasugian AR: <http://orcid.org/0000-0002-3255-9218>
 Purwoko RY: <http://orcid.org/0000-0003-1183-0942>
 Idaiani S: <http://orcid.org/0000-0001-9010-9103>
 Stevanny B: <http://orcid.org/0000-0002-5135-3012>
 Oktarina C: <http://orcid.org/0000-0003-0494-9486>
 Jonlean R: <http://orcid.org/0000-0002-5005-4707>
 Tango T: <http://orcid.org/0000-0002-8340-4259>
 Kusuma KS: <http://orcid.org/0000-0003-1536-5929>
 Sugiyono SP: <http://orcid.org/0000-0002-4273-274X>
 Putra A: <http://orcid.org/0000-0003-1294-9259>

REFERENCES

- Vitrikas K, Dalton H, Breish D. Cerebral palsy: an overview. *Am Fam Physician*. 2020;101(4):213-20. Review.
- Koy A, Lin JP, Sanger TD, Marks WA, Mink JW, Timmermann L. Advances in management of movement disorders in children. *Lancet Neurol*. 2016;15(7):719-35. Review.
- Devinsky O, Cilio MR, Cross H, Fernandez-Ruiz J, French J, Hill C, et al. Cannabidiol: pharmacology and potential therapeutic role in epilepsy and other neuropsychiatric disorders. *Epilepsia*. 2014;55(6):791-802. Review.
- Hadland SE, Harris SK. Youth marijuana use: state of the science for the practicing clinician. *Curr Opin Pediatr*. 2014;26(4):420-7. Review.
- Koppel BS. Cannabis in the Treatment of Dystonia, Dyskinesias, and Tics. *Neurotherapeutics*. 2015;12(4):788-92. Review.
- Hadland SE, Knight JR, Harris SK. Medical marijuana: review of the science and implications for developmental-behavioral pediatric practice. *J Dev Behav Pediatr*. 2015;36(2):115-23. Review.
- Kuhlen M, Hoell JI, Gagnon G, Balzer S, Oommen PT, Borkhardt A, et al. Effective treatment of spasticity using dronabinol in pediatric palliative care. *Eur J Paediatr Neurol*. 2016;20(6):898-903.
- Umar TP, Samudra MG, Nashor KM, Agustini D, Syakurah RA. Health professional student's volunteering activities during the COVID-19 pandemic: a systematic literature review. *Front Med (Lausanne)*. 2022;9:797153.
- Ouzzani M, Hammady H, Fedorowicz Z, Elmagarmid A. Rayyan-a web and mobile app for systematic reviews. *Syst Rev*. 2016;5(1):210.
- Liana P, Liberty IA, Murti K, Hafy Z, Salim EM, Zulkarnain M, et al. A systematic review on neutrophil extracellular traps and its prognostic role in COVID-19 patients. *Immunol Res*. 2022;70(4):449-60. Review.

11. Fairhurst C, Kumar R, Checketts D, Tayo B, Turner S. Efficacy and safety of nabiximols cannabinoid medicine for paediatric spasticity in cerebral palsy or traumatic brain injury: a randomized controlled trial. *Dev Med Child Neurol*. 2020;62(9):1031-9.
12. Libzon S, Schleider LB, Saban N, Levit L, Tamari Y, Linder I, et al. Medical cannabis for pediatric moderate to severe complex motor disorders. *J Child Neurol*. 2018;33(9):565-71.
13. Morosoli F, Hunziker S, Zuercher K, Tschertner A, Grunt S. Prescription practices of medical cannabinoids in children with cerebral palsy—a survey of the swiss cerebral palsy registry. medRxiv. 2021;1-26. Posted November 21, 2021. <https://doi.org/10.1101/2021.11.18.21266388>.
14. Chayasirisobhon S. The Role of Cannabidiol in Neurological Disorders. *Perm J*. 2021;25(2):25. Review.
15. van Amerongen G, Kanhai K, Baakman AC, Heuberger J, Klaassen E, Beumer TL, et al. Effects on spasticity and neuropathic pain of an oral formulation of 89-tetrahydrocannabinol in patients with progressive multiple sclerosis. *Clin Ther*. 2018;40(9):1467-82.
16. Hosking R, Zajicek J. Cannabis in neurology—a potted review. *Nature Reviews Neurology*. 2014;10(8):429-30.
17. Silvestro S, Mammama S, Cavalli E, Bramanti P, Mazzone E. Use of cannabidiol in the treatment of epilepsy: efficacy and security in clinical trials. *Molecules*. 2019;24(8):1459. Review.
18. Hussain SA, Zhou R, Jacobson C, Weng J, Cheng E, Lay J, et al. Perceived efficacy of cannabidiol-enriched cannabis extracts for treatment of pediatric epilepsy: a potential role for infantile spasms and lennox-gastaut syndrome. *Epilepsy Behav*. 2015;47:138-41.
19. MacCallum CA, Russo EB. Practical considerations in medical cannabis administration and dosing. *Eur J Intern Med*. 2018;49:12-9. Review.
20. Reddy DS, Golub VM. The Pharmacological basis of cannabis therapy for epilepsy. *J Pharmacol Exp Ther*. 2016;357(1):45-55. Review.
21. Spindle TR, Bonn-Miller MO, Vandrey R. Changing landscape of cannabis: novel products, formulations, and methods of administration. *Curr Opin Psychol*. 2019;30:98-102. Review.
22. Bruni N, Della Pepa C, Oliaro-Bosso S, Pessione E, Gastaldi D, Dosio F. Cannabinoid delivery systems for pain and inflammation treatment. *Molecules*. 2018;23(10):2478. Review.
23. Patel DR, Neelakantan M, Pandher K, Merrick J. Cerebral palsy in children: a clinical overview. *Transl Pediatr*. 2020;9(S1 Suppl 1):S125-35.
24. Sadowska M, Sarecka-Hujar B, Kopyta I. Cerebral palsy: current opinions on definition, epidemiology, risk factors, classification and treatment options. *Neuropsychiatr Dis Treat*. 2020;16:1505-18. Review.
25. Andersen RD, Genik L, Alriksson-Schmidt AI, Anderzen-Carlsson A, Burkitt C, Bruffot SK, et al. Pain burden in children with cerebral palsy (CPPain) survey: study protocol. *Paediatr Neonatal Pain*. 2021;4(1):12-22.
26. Zürcher K, Dupont C, Weber P, Grunt S, Wilhelm I, Eigenmann DE, et al. Use and caregiver-reported efficacy of medical cannabis in children and adolescents in Switzerland. *Eur J Pediatr*. 2022;181(1):335-47. Review.
27. Bie B, Wu J, Foss JF, Naguib M. An overview of the cannabinoid type 2 receptor system and its therapeutic potential. *Curr Opin Anaesthesiol*. 2018;31(4):407-14. Review.
28. Sánchez AJ, García-Merino A. Neuroprotective agents: cannabinoids. *Clin Immunol*. 2012;142(1):57-67. Review.
29. Maayah ZH, Takahara S, Ferdaoussi M, Dyck JR. The molecular mechanisms that underpin the biological benefits of full-spectrum cannabis extract in the treatment of neuropathic pain and inflammation. *Biochim Biophys Acta Mol Basis Dis*. 2020;1866(7):165771. Review.
30. Pretzsch CM, Freyberg J, Voinescu B, Lythgoe D, Horder J, Mendez MA, et al. Effects of cannabidiol on brain excitation and inhibition systems; a randomised placebo-controlled single dose trial during magnetic resonance spectroscopy in adults with and without autism spectrum disorder. *Neuropsychopharmacology*. 2019;44(8):1398-405.
31. Köfalvi A, Moreno E, Córdomi A, Cai NS, Fernández-Dueñas V, Ferreira SG, et al. Control of glutamate release by complexes of adenosine and cannabinoid receptors. *BMC Biol*. 2020;18(1):9.
32. Manzanares J, Julian M, Carrascosa A. Role of the cannabinoid system in pain control and therapeutic implications for the management of acute and chronic pain episodes. *Curr Neuropharmacol*. 2006;4(3):239-57.
33. Devinsky O, Cilio MR, Cross H, Fernandez-Ruiz J, French J, Hill C, et al. Cannabidiol: pharmacology and potential therapeutic role in epilepsy and other neuropsychiatric disorders. *Epilepsia*. 2014;55(6):791-802. Review.
34. Kleeff J, Beckhove P, Esposito I, Herzig S, Huber PE, Löhr JM, et al. Pancreatic cancer microenvironment. *Int J Cancer*. 2007;121(4):699-705. Review.
35. Rosenberg EC, Tsien RW, Whalley BJ, Devinsky O. Cannabinoids and Epilepsy. *Neurotherapeutics*. 2015;12(4):747-68. Review.

Appendix 1. Search terms for each database

Database	Search term
Scopus	("Cerebral palsy" OR "spastic paralysis" OR "Static Encephalopathy" OR "congenital diplegia" OR "spastic diplegia" OR "congenital quadriplegia" OR "spastic quadriplegia" OR "congenital hemiplegia" OR "spastic hemiplegia" OR "Choreoathetoid Cerebral Palsy" OR "extrapyramidal cerebral palsy" OR "dyskinetic cerebral palsy") AND ("cannabis" OR "medical cannabis" OR "cannabinoids" OR "medical cannabinoids" OR "marijuana" OR "hemp" OR "hashish" OR "Tetrahydrocannabinol" OR "cannabinol") AND ("effectiveness" OR "outcome" OR "benefit" OR "spasticity" OR "dystonia" OR "sleep difficulties" OR "sleep problems" OR "pain" OR "seizure" OR "epilepsy" OR "safety" OR "mortality" OR "adverse effects" OR "adverse events" OR "behavioral changes" OR "psychiatric problems")
Pubmed	("Cerebral palsy" OR "spastic paralysis" OR "Static Encephalopathy" OR "congenital diplegia" OR "spastic diplegia" OR "congenital quadriplegia" OR "spastic quadriplegia" OR "congenital hemiplegia" OR "spastic hemiplegia" OR "Choreoathetoid Cerebral Palsy" OR "extrapyramidal cerebral palsy" OR "dyskinetic cerebral palsy") AND ("cannabis" OR "medical cannabis" OR "cannabinoids" OR "medical cannabinoids" OR "marijuana" OR "hemp" OR "hashish" OR "Tetrahydrocannabinol" OR "cannabinol") AND ("effectiveness" OR "outcome" OR "benefit" OR "spasticity" OR "dystonia" OR "sleep difficulties" OR "sleep problems" OR "pain" OR "seizure" OR "epilepsy" OR "safety" OR "mortality" OR "adverse effects" OR "adverse events" OR "behavioral changes" OR "psychiatric problems")
Proquest	("Cerebral palsy" OR "spastic paralysis" OR "Static Encephalopathy") AND ("cannabis" OR "medical cannabis" OR "cannabinoids" OR "medical cannabinoids") AND ("effectiveness" OR "outcome" OR "adverse effects" OR "adverse events")
Ebsco	("Cerebral palsy" OR "spastic paralysis" OR "Static Encephalopathy") AND ("cannabis" OR "medical cannabis" OR "cannabinoids" OR "medical cannabinoids") AND ("effectiveness" OR "outcome" OR "adverse effects" OR "adverse events")
Google Scholar	"Cerebral palsy", "cannabis", "cannabinoids", "effectiveness", "outcome", "safety"
JSTOR	("Cerebral palsy" OR "spastic paralysis" OR "Static Encephalopathy") AND ("cannabis" OR "medical cannabis" OR "cannabinoids" OR "medical cannabinoids") AND ("effectiveness" OR "adverse effects")
Semantic Scholar	"Cerebral palsy", "cannabis", "cannabinoids", "effectiveness", "efficacy", "safety"

Efficacy and safety of medical cannabinoids in children with cerebral palsy: a systematic review

ORIGINALITY REPORT

15%

SIMILARITY INDEX

12%

INTERNET SOURCES

14%

PUBLICATIONS

7%

STUDENT PAPERS

PRIMARY SOURCES

1	journals.sagepub.com Internet Source	3%
2	e-journal.unair.ac.id Internet Source	3%
3	Submitted to University of Kentucky Student Paper	1%
4	"Cerebral Palsy", Springer Science and Business Media LLC, 2020 Publication	1%
5	ore.exeter.ac.uk Internet Source	1%
6	www.mdpi.com Internet Source	1%
7	www.rjor.ro Internet Source	1%
8	Zaid H. Maayah, Shingo Takahara, Mourad Ferdaoussi, Jason R.B. Dyck. "The molecular mechanisms that underpin the biological	1%

benefit of full spectrum cannabis extract in the treatment of neuropathic pain and inflammation", Biochimica et Biophysica Acta (BBA) - Molecular Basis of Disease, 2020

Publication

9 www.frontiersin.org 1 %
Internet Source

10 www.medrxiv.org 1 %
Internet Source

11 Submitted to King's College 1 %
Student Paper

12 Charlie Fairhurst, Ram Kumar, Daniel Checketts, Bola Tayo, Susie Turner. "Efficacy and safety of nabiximols cannabinoid medicine for paediatric spasticity in cerebral palsy or traumatic brain injury: a randomized controlled trial", Developmental Medicine & Child Neurology, 2020 1 %
Publication

13 Spencer C. H. Barrett. "Reviewers in 2017", Proceedings of the Royal Society B: Biological Sciences, 2018 1 %
Publication

Exclude quotes On

Exclude matches < 1%

Exclude bibliography On

